

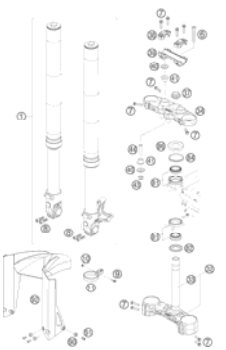
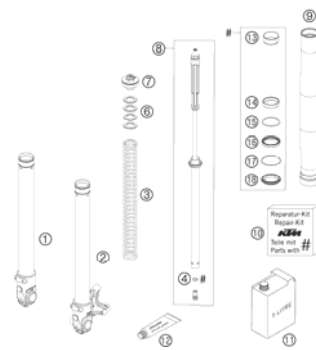

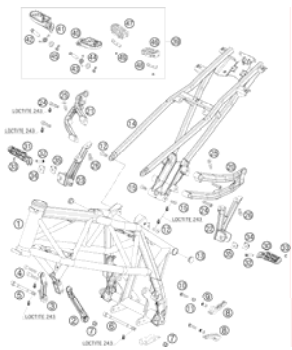
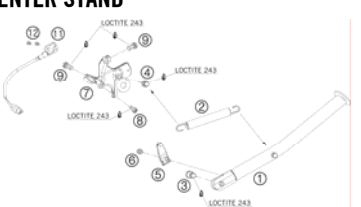
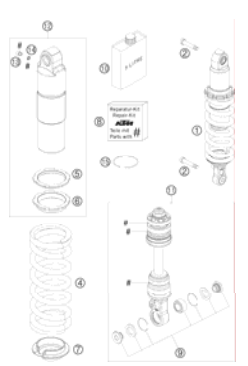
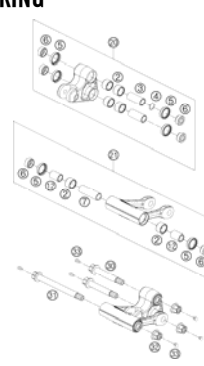
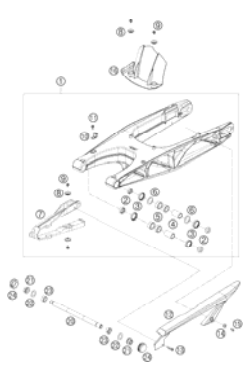


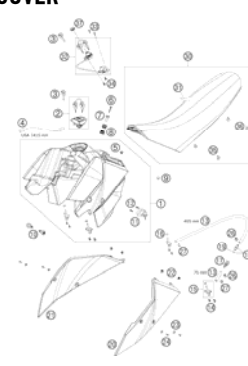
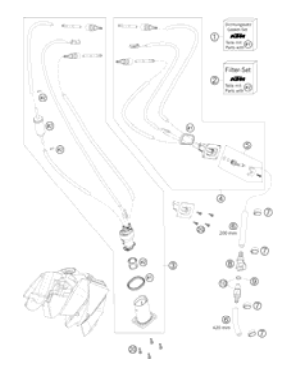
690 SUPERMOTO ORANGE EU 2007



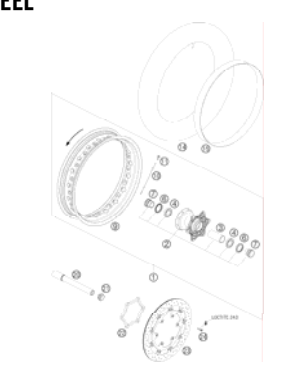
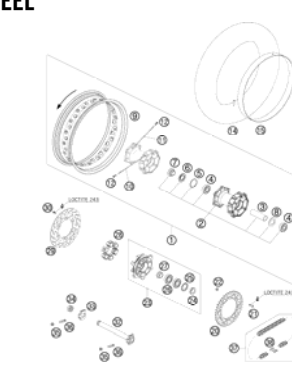




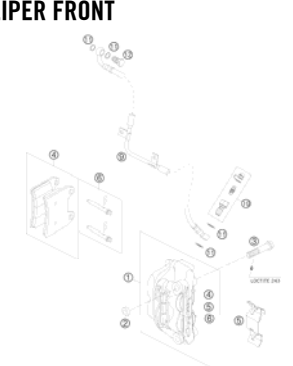
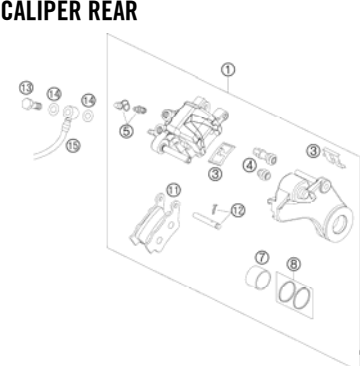
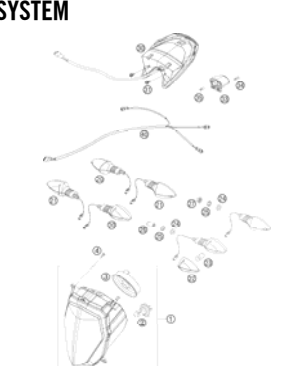
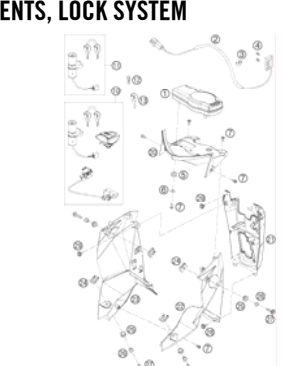
SPARE PARTS MANUAL: CHASSIS

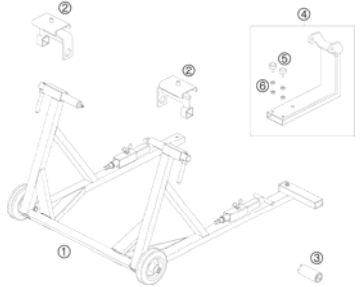


ART.NO.: 3CF9726G0EN

ENGLISH



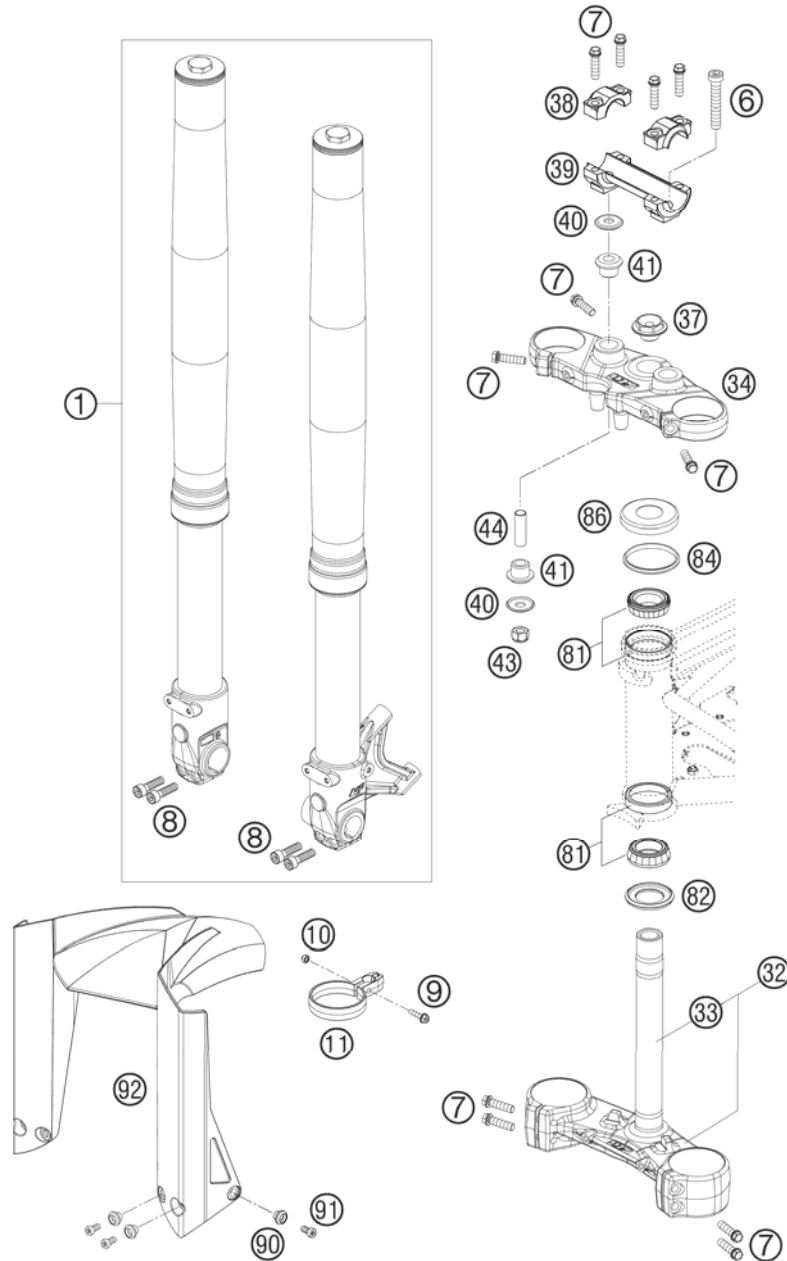
| | | | |
|------------------------------------------------------------------------------------------------------------------------------------------|-------------------------------------------------------------------------------------------------------------------------------------------|----------------------------------------------------------------------------------------------------------------------------------------|--------------------------------------------------------------------------------------------------------------------------------|
| <p>FRONT FORK, TRIPLE CLAMP</p>  <p>4</p> | <p>FRONT FORK DISSASSEMBLED</p>  <p>5</p> | <p>HANDLEBAR, CONTROLS</p>  <p>6</p> | <p>FRAME</p>  <p>7</p> |
| <p>SIDE / CENTER STAND</p>  <p>9</p> | <p>MONOSHOCK</p>  <p>10</p> | <p>PRO LEVER LINKING</p>  <p>11</p> | <p>SWING ARM</p>  <p>12</p> |
| <p>EXHAUST SYSTEM</p>  <p>13</p> | <p>AIR FILTER</p>  <p>14</p> | <p>TANK, SEAT, COVER</p>  <p>15</p> | <p>FUEL PUMP</p>  <p>16</p> |

| | | | |
|----------------------------------------------------------------------------------------------------------------------------------------|----------------------------------------------------------------------------------------------------------------------------------------|----------------------------------------------------------------------------------------------------------------------------------------|-----------------------------------------------------------------------------------------------------------------------------------------------|
| <p>MASK, FENDERS</p>  <p>17</p> | <p>DECAL</p>  <p>19</p> | <p>FRONT WHEEL</p>  <p>20</p> | <p>REAR WHEEL</p>  <p>21</p> |
| <p>WIRING HARNESS</p>  <p>22</p> | <p>BATTERY</p>  <p>23</p> | <p>HAND BRAKE CYLINDER</p>  <p>24</p> | <p>REAR BRAKE CONTROL</p>  <p>25</p> |
| <p>BRAKE CALIPER FRONT</p>  <p>26</p> | <p>BRAKE CALIPER REAR</p>  <p>27</p> | <p>LIGHTING SYSTEM</p>  <p>28</p> | <p>INSTRUMENTS, LOCK SYSTEM</p>  <p>29</p> |

| | | | |
|-----------------------------------------------------------------------------------------------------------------------------------------------------------|----------------------------------------------------------------------------------------------------------------------------------------------------------------------------------------------------------------------------------------------------------------------------------------------------------------------------------------------------------------------------------------------------------------------------------------------------------------------------------------------------------------------------------------------------------------------------------------------------------------------------------------------------------------------------------------------------------------------------------------------------------------------------------------------------------------------------------------------------------------------------------------------------------------------------------------------------------------------------------------------------------------------------------------------------------------------------------------------------|--|--|
| <p>SPECIAL TOOLS</p>  <p style="text-align: right;">30</p> | <p>ACCESSORIES KIT</p>  <p style="text-align: right;">31</p> | | |
| | | | |
| | <div style="display: flex; align-items: center;">  <p>All information contained is without obligation. KTM-Sportmotorcycle AG particularly reserves the right to modify any equipment, technical specifications, prices, colors, shapes, materials, services, service work, constructions, equipment and the like so as to adapt them to local conditions or to cancel any of the above items, all without previous announcement and without giving reasons. KTM may stop manufacturing certain models without previous notice. KTM shall not be held liable for any deviations of availability and/or ability to deliver, illustrations, descriptions, printing and/or other errors. The illustrated models partly contain extra equipment, which is not applied to standard models. © by KTM-SPORTMOTORCYCLE AG, Mattighofen AUSTRIA; All rights reserved; Reprint, also in extracts, with written allowance of KTM-SPORTMOTORCYCLE AG, Mattighofen only.</p> </div> | | |

FRONT FORK, TRIPLE CLAMP

690 SUPERMOTO ORANGE EU 2007



| FIG | PART NUMBER | DESCRIPTION | QTY |
|-----|----------------|--------------------------------|-----|
| 1 | 14187C07 | FORK WP USD 48MM SM 07 | 1 |
| 6 | 0012100603 | AH SCREW DIN6912-M10X60 | 2 |
| 7 | 0015080303 | HH COLLAR SCREW M 8X30 WS=10 | 11 |
| 8 | 0912080303 | AH SCREW DIN0912-M 8X30 | 4 |
| 9 | 0015050203 | HH COLLAR SCREW M 5X20 WS=8 | 1 |
| 10 | 0985050003 | SELF LOCKING NUT DIN0985-M 5 | 1 |
| 11 | 75001070000 | CLAMP BRAKE HOSE 07 | 1 |
| 32 | 7500103203201S | BOTTOM TRIPLE CLAMP CPL. 07 | 1 |
| 33 | 60001033000 | FORK TUBE LC8 ADV 03 | 1 |
| 34 | 7500103403201S | TOP TRIPLE CLAMP 54MM 07 | 1 |
| 37 | 54801036000 | STEER.HEAD SCREW M20X1,5 WS=27 | 1 |
| 38 | 5900103830001S | HANDLEBAR CLAMP 28MM 07 | 2 |
| 39 | 5900103920001S | HANDLEBAR SUPPORT 28MM 07 | 1 |
| 40 | 56401042000 | WASHER 10,5X32X2 | 4 |
| 41 | 56401040000 | RUBBER BUSHING | 4 |
| 43 | 0982100003 | SELF LOCK.NUT DIN0982-M10 HIGH | 2 |
| 44 | 61001041000 | SPACER TUBE 10,2X12X38 05 | 2 |
| 81 | 54201081100 | TAPERED ROLLER BEARING CPL. 06 | 2 |
| 82 | 54601084100 | O-RING SUPPORT W. SEALING LIP | 1 |
| 84 | 54601184000 | STEERING HEAD GASKET TOP | 1 |
| 86 | 61001086000 | STEERING HEAD COVER 05 | 1 |
| 90 | 75001094010 | BUSHING MUD FLAP 07 | 6 |
| 91 | 0012060123 | AH SCREW DIN6912 M6X12 | 6 |
| 92 | 7500109400033 | SPLASH PROTECTOR BLACK MATT 07 | 1 |

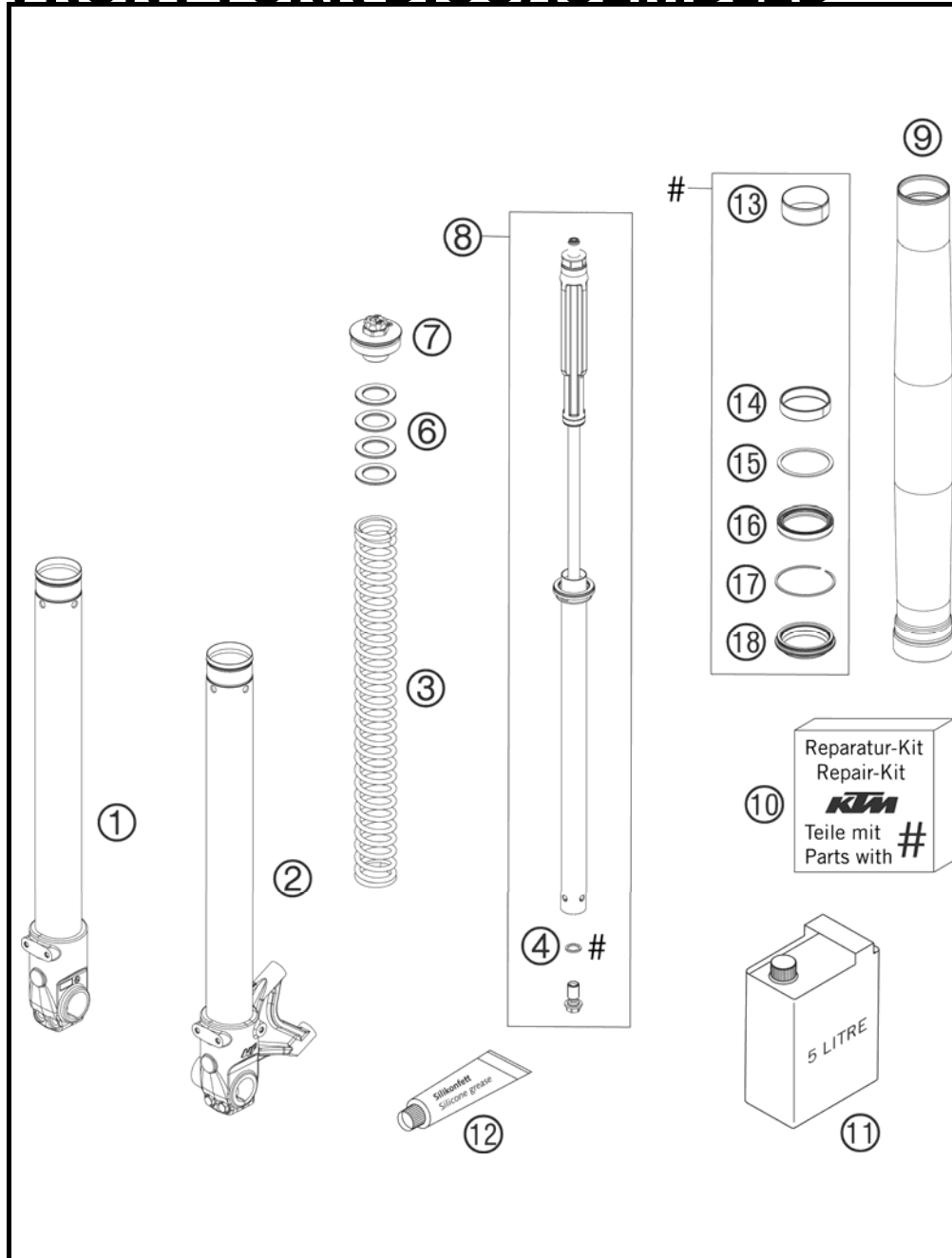
077500110 / C077500110

* NEW PART

X AS REQUIRED

FRONT FORK DISSASSEMBLED

690 SUPERMOTO ORANGE EU 2007



| FIG | PART NUMBER | DESCRIPTION | QTY |
|-----|-------------|------------------------------|-----|
| 1 | 48600585S1 | AXLE CLAMP R/S CPL. 07 | 1 |
| 2 | 48600584S1 | AXLE CLAMP L/S CPL. 07 | 1 |
| 3 | 91410057S | SPRING 5,2N/MM L=415 D=5,1 | 2 |
| 4 | 46810146 | COPPER WASHER 12X16X1,5 | 2 |
| 6 | 48600036 | SPACER 42X26,5X2,5 | 2 |
| 6 | 48600037 | SPACER 42X26,5X5 | 2 |
| 6 | 48600038 | SPACER 42X26,5X10 | 2 |
| 6 | 48600053 | SPACER 42X26,5X1,5 | 2 |
| 7 | 48600558S | SCREW CAP M51X1,5 CPL. 07 | 2 |
| 8 | 48600583S1 | CARTRIDGE CPL. 07 | 2 |
| 9 | 48600484 | OUTER TUBE L=500MM D=54/60 | 2 |
| 10 | R14011 | REPAIR-KIT GASKET 05 | 1 |
| 11 | 48600401S1 | FORK OIL SAE 5 2005 | 1 |
| 12 | T511 | SILICONE GREASE F. DUST STRI | 1 |
| 13 | 48600428 | DU-BUSH D47XD49X20DDL02 | 2 |
| 14 | 48600429 | DU-BUSH D48XD52X12DDL02 | 2 |
| 15 | 48600013 | SUPPORT RING 50 X 57,6 X 1,5 | 2 |
| 16 | 48600347 | OIL SEAL RING 48X57,8X9,5 03 | 2 |
| 17 | 48600070 | LOCK WASHER SB58 | 2 |
| 18 | 48600400 | DUST CAP D=48 58,4X11,8 | 2 |

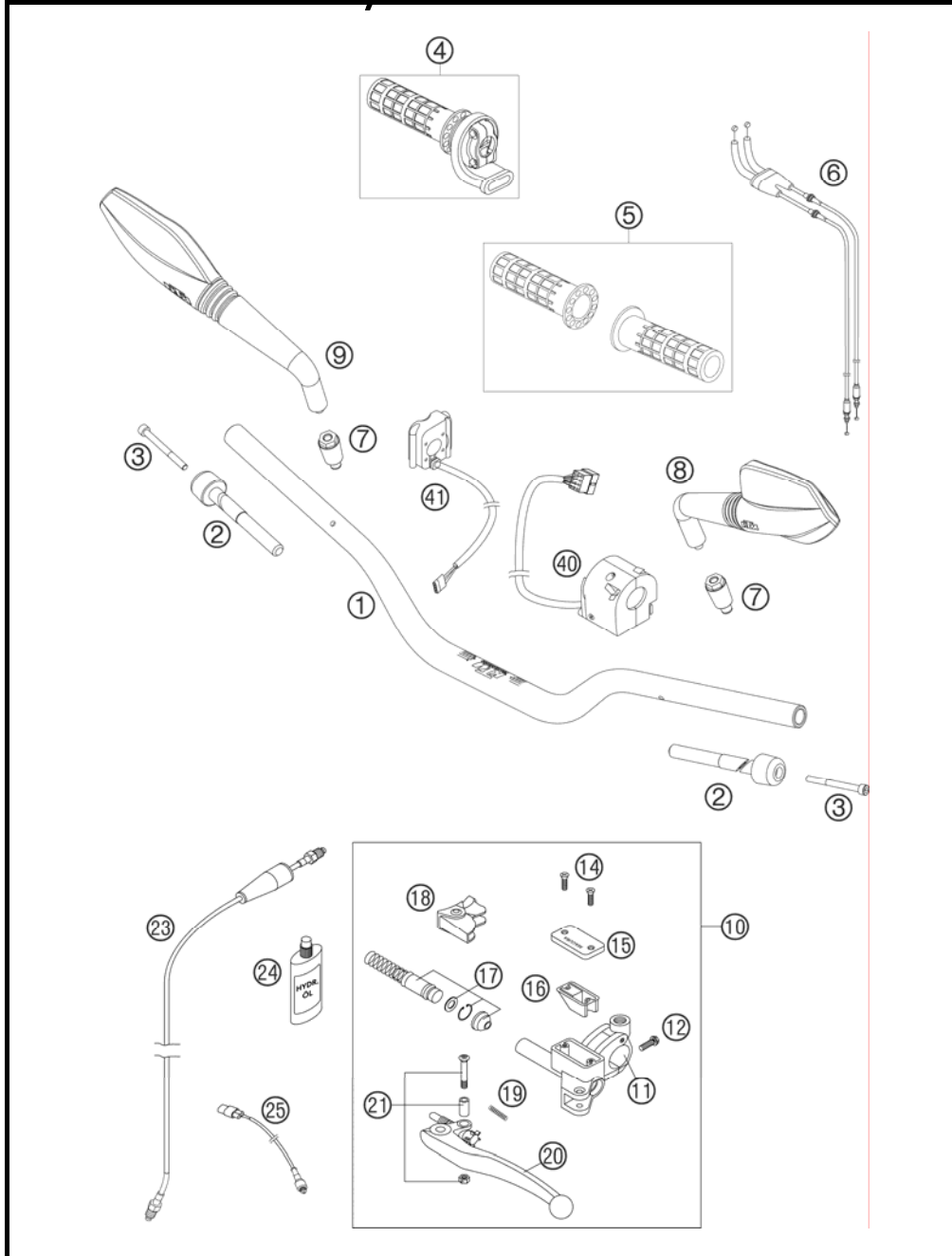
077500131 / C077500131

* NEW PART

X AS REQUIRED

HANDLEBAR, CONTROLS

690 SUPERMOTO ORANGE EU 2007

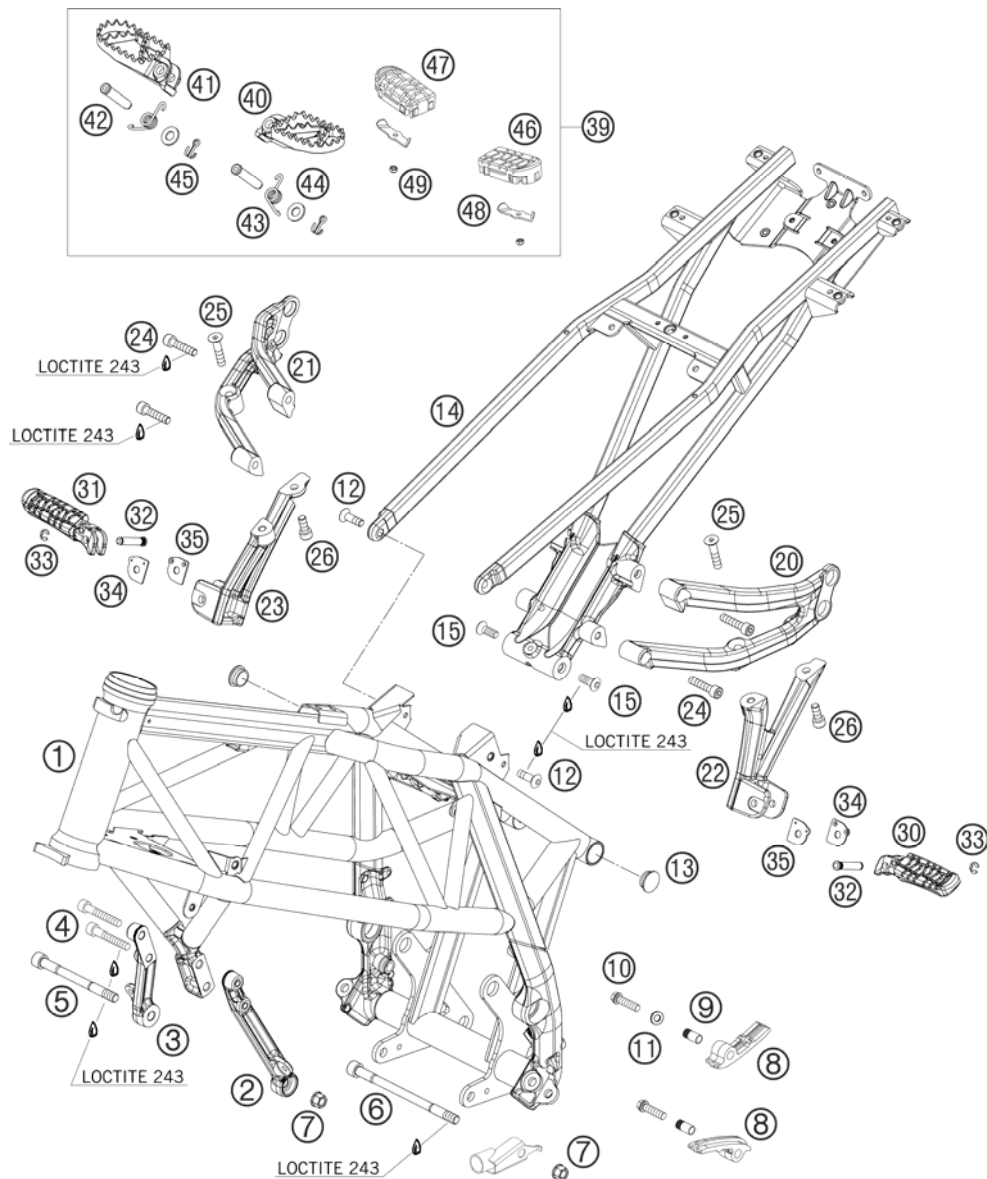


| FIG | PART NUMBER | DESCRIPTION | QTY |
|-----|-------------|--------------------------------|------|
| 1 | 75002001000 | HANDLEBAR D=28MM | 07 |
| 2 | 61002004000 | VIBRATIONS ABSORBER | 05 |
| 3 | 0912060653 | AH SCREW DIN0912-M 6X65 | |
| 4 | 75002010044 | THROTTLE GRIP CPL. | 07 |
| 5 | 58302021100 | GRIPP SET | |
| 6 | 75002091000 | THROTTLE CABLE | 07 |
| 7 | 58412040050 | SUPPORT FOR MIRROR LC4 | '98 |
| 8 | 61112040000 | REVIEW MIRROR L/S | 07 |
| 9 | 61112041000 | REVIEW MIRROR R/S | 07 |
| 10 | 75002030000 | MASTER CYLINDER CPL. | 07 |
| 11 | 60002044000 | CLAMP MIRROR WITH CLAMP | |
| 12 | 0015060203 | HH COLLAR SCREW M 6X20 WS=8 | |
| 14 | 0965040123 | FLAT HEAD SCREW DIN0965-M 4X12 | |
| 15 | 50302033000 | COVER FOR HYDR. CLUTCH | '98 |
| 16 | 50302034000 | RUBBER FOR RESERVOIR | '98 |
| 17 | 75002032000 | REP.SET PISTON CLUT.HYDR. | 07 |
| 18 | 50302037000 | PROTECT.CAP FOR LEVER PERCH'98 | |
| 19 | 59002035000 | SPRING FOR CLUTCH LEVER | 03 |
| 20 | 60002031000 | CLUTCH LEVER LONG CPL. | 2003 |
| 21 | 50302038000 | LEVER SCREW CPL. 125-200 | '98 |
| 23 | 75032063000 | CLUTCH PIPE | 07 |
| 24 | 50302036200 | OIL FOR HYD. CLUTCH 75ML | |
| 25 | 58411049100 | CLUTCH SWITCH | 03 |
| 40 | 61011070000 | LIGHT SWITCH | 05 |
| 41 | 58411074100 | START-STOP SWITCH AD LC4 | 02 |

077500210 / C077500210

* NEW PART

X AS REQUIRED

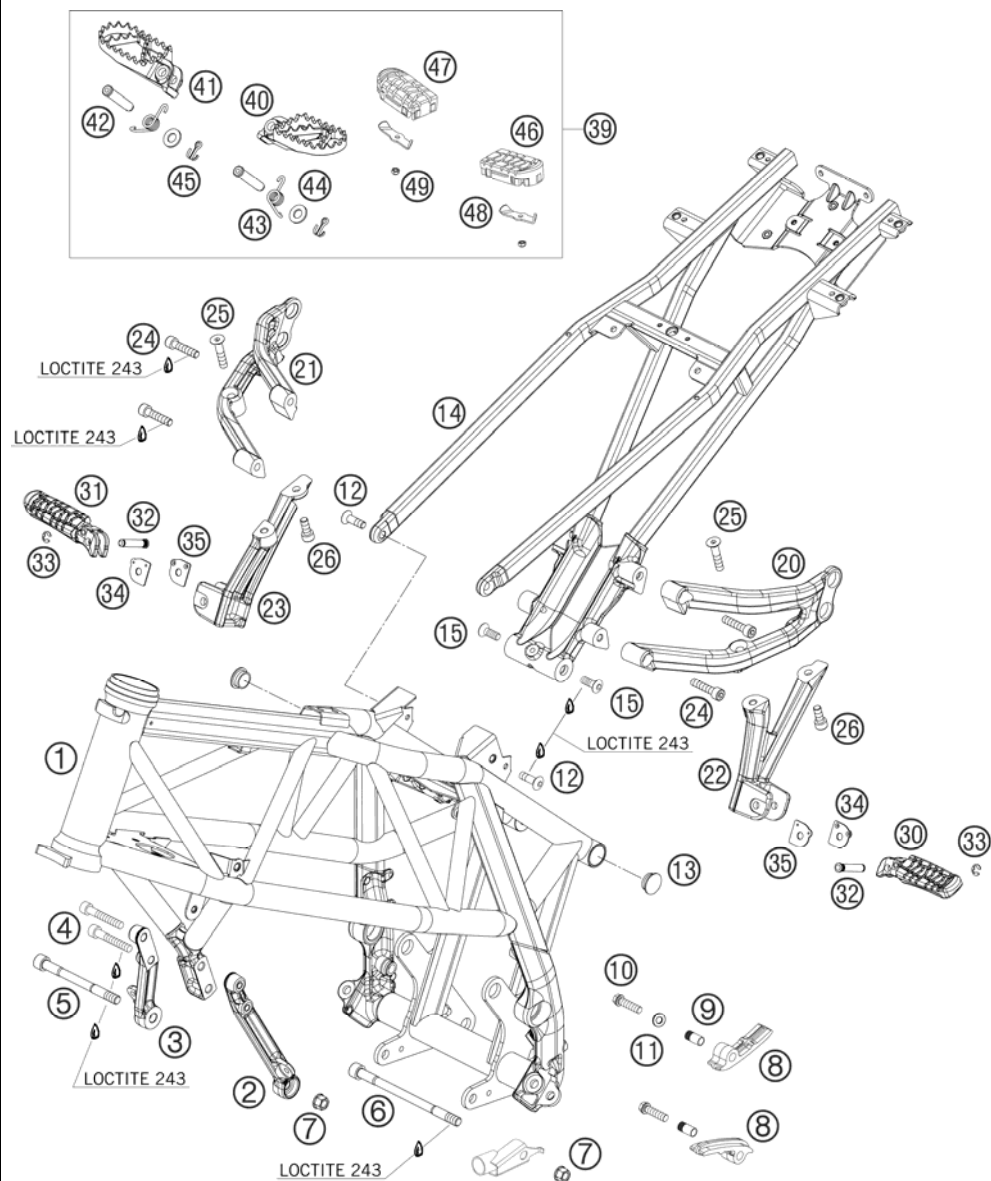


| FIG | PART NUMBER | DESCRIPTION | QTY |
|-----|----------------|--------------------------------|-----|
| 1 | 7500300100033 | FRAME "EE07" BLACK MATT 07 | 1 |
| 2 | 7500300104901 | CONNECTION BRACKET ENG. L/S 07 | 1 |
| 3 | 7500310104901 | CONNECTION BRACKET ENG. R/S 07 | 1 |
| 4 | 0912080503 | AH SCREW DIN912 M8X50 | 2 |
| 5 | 75003015000 | SPECIAL SCREW M10X115 ISK8 07 | 1 |
| 6 | 75003014000 | SCREW | 1 |
| 7 | 54630044000 | COLLAR NUT M10 WS=13 | 2 |
| 8 | 54804067000 | CHAIN SLIDING PIECE 03 | 2 |
| 9 | 51103053051 | BUSHING 8,2X10X20 | 2 |
| 10 | 0015080303 | HH COLLAR SCREW M 8X30 WS=10 | 2 |
| 11 | 0125080003 | WASHER DIN0125-A 8,4 | 1 |
| 12 | 0019080206S | FLAT HEAD SCREW M. ISA45 M8X20 | 2 |
| 13 | 61003088000 | PLUG SFL28 05 | 2 |
| 14 | 7500300200092 | SUB FRAME PLATINUM 07 | 1 |
| 15 | 60003004027 | FL.HEAD SCREW M10X1,25 L=27 03 | 2 |
| 20 | 7500304800001S | FOOTREST BRACKET REAR L/S 07 | 1 |
| 21 | 7500304900001S | FOOTREST BRACKET REAR R/S 07 | 1 |
| 22 | 7500305800001S | FOOTREST CARRIER L/S 07 | 1 |
| 23 | 7500305900001S | FOOTREST CARRIER R/S 07 | 1 |
| 24 | 0912080353 | AH SCREW DIN0912-M 8X35 | 4 |
| 25 | 0991080403 | FLAT HEAD SCREW DIN7991-M 8X40 | 2 |
| 26 | 0912080203 | AH SCREW DIN912 M8x20 | 2 |
| 30 | 60003050000 | FOOTREST CPL. L/S REAR 03 | 1 |
| 31 | 60003051000 | FOOTREST CPL. R/S REAR 03 | 1 |
| 32 | 60003044000 | BOLT FOR FOOTREST REAR 03 | 2 |
| 33 | 0799060003 | TAB WASHER DIN6799-RS 6,0 | 2 |
| 34 | 60003052000 | ENGAGE PANEL FOOTREST R/S 03 | 2 |
| 35 | 60003152000 | ENGAGE PANEL FOOTREST L/S 03 | 2 |
| 39 | 60003040033 | FOOTREST L/S+R/S CPL. 03 | 1 |
| 40 | 59003040250 | FOOT PED L/S SILVER 02 | 1 |
| 41 | 59003041250 | FOOT PED R/S SILVER 02 | 1 |
| 42 | 54803044000 | BOLT FOR FOOT PED 03 | 2 |
| 43 | 54603041000 | FOOTREST SPRING L/S & R/S | 2 |
| 44 | 0125100003 | WASHER DIN0125-A10,5 | 2 |
| 45 | 0094032253 | PIN DIN0094-3,2X25 STEEL | 2 |
| 46 | 60003040010 | FOOTREST RUBBER FRONT L/S 03 | 1 |

077500310 / C077500310

* NEW PART

X AS REQUIRED



| FIG | PART NUMBER | DESCRIPTION | QTY |
|-----|-------------|--------------------------------|-----|
| 47 | 60003041010 | FOOTREST RUBBER FRONT R/S 03 | 1 |
| 48 | 60003044010 | CLOSING PANEL FRONT L/S R/S 03 | 2 |
| 49 | 0985050003 | SELF LOCKING NUT DIN0985-M 5 | 2 |

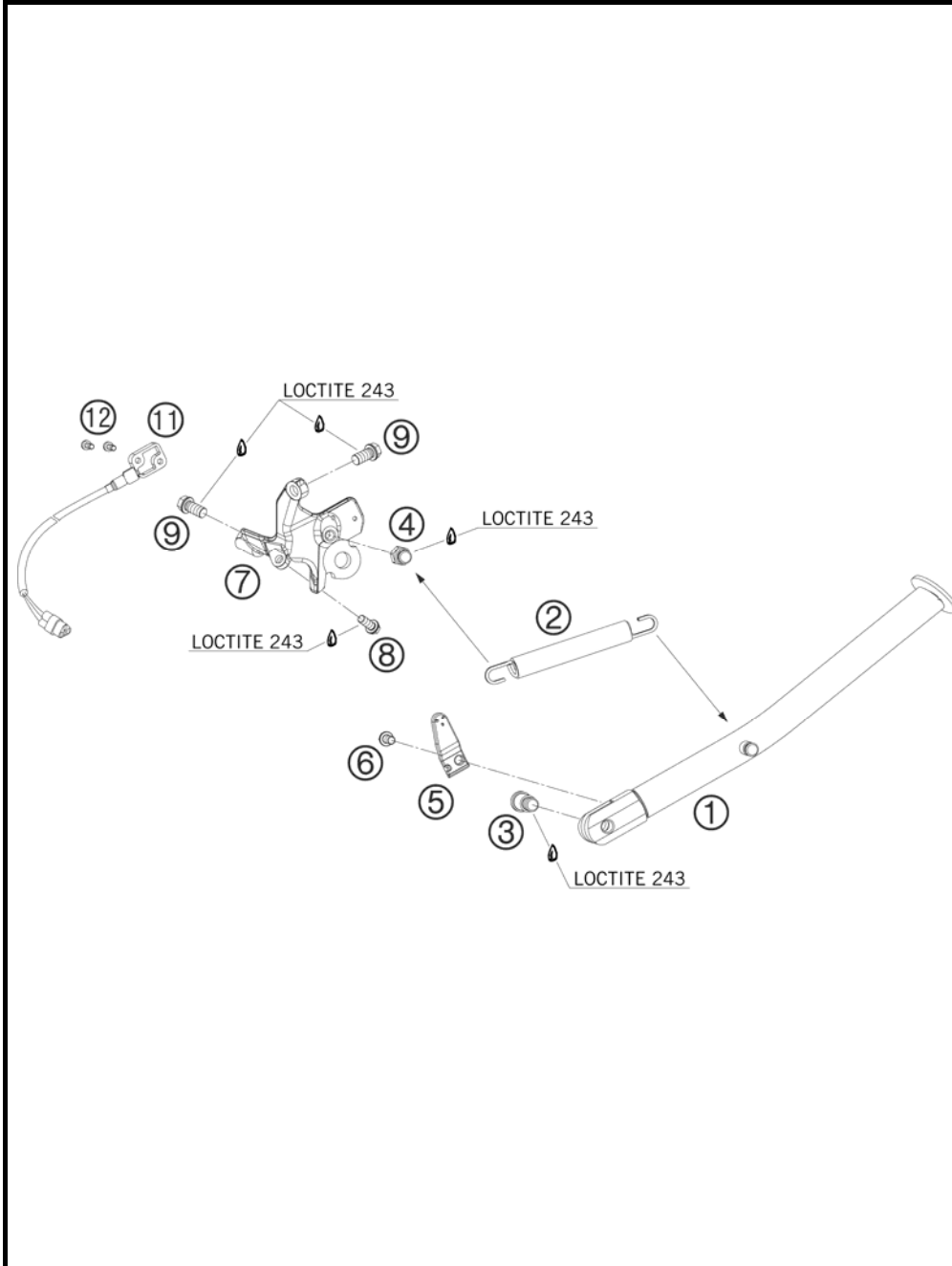
077500310 / C077500310

* NEW PART

X AS REQUIRED

SIDE / CENTER STAND

690 SUPERMOTO ORANGE EU 2007

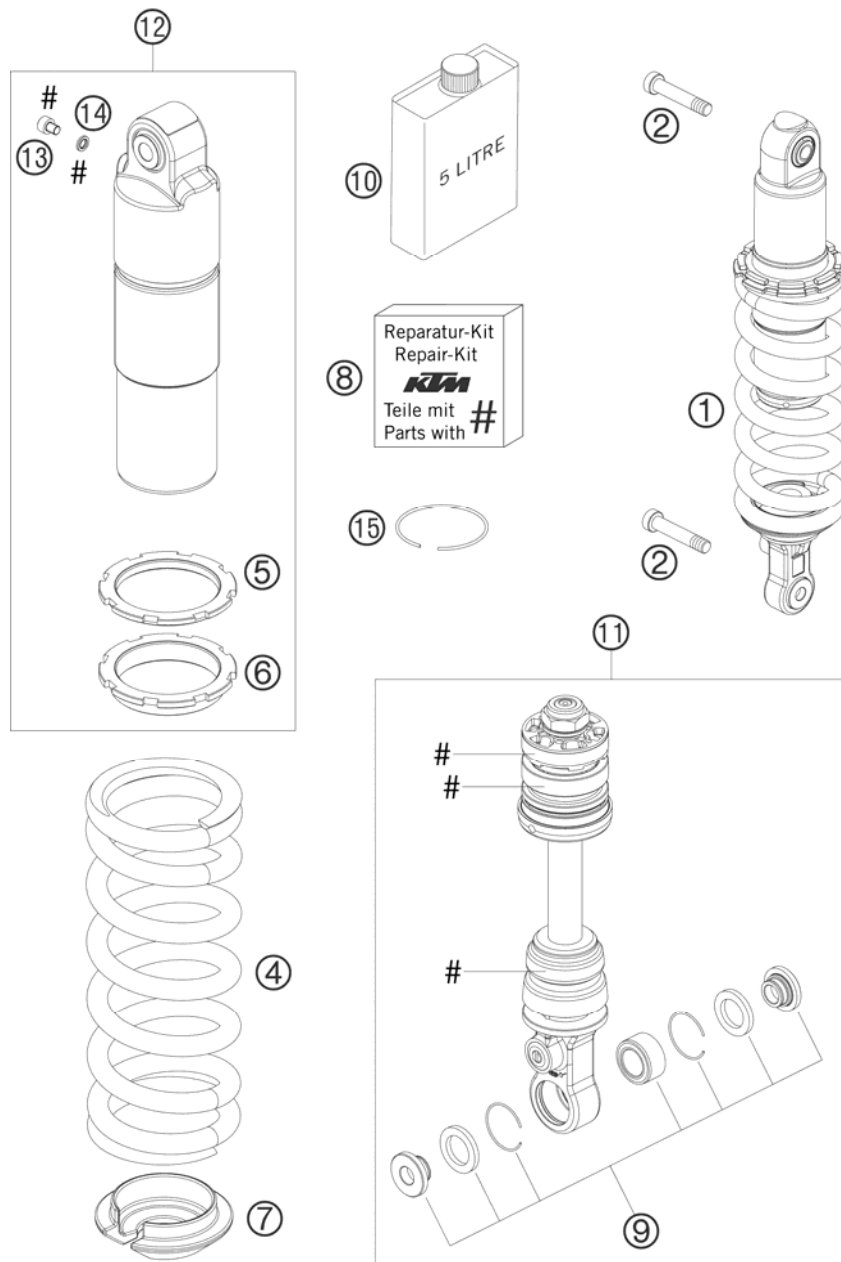


| FIG | PART NUMBER | DESCRIPTION | QTY |
|-----|---------------|--------------------------------|-----|
| 1 | 7500302300033 | SIDE STAND L=293MM 07 | 1 |
| 2 | 61003024000 | SPRING L=116 MM 05 | 1 |
| 3 | 62503027100 | SCREW F. SIDE STAND M10X31,2 | 1 |
| 4 | 75003028001 | SPE. SCREW SIDE STAND SPRING | 1 |
| 5 | 62503029050 | MAGNET HOLDER 05 | 1 |
| 6 | 0015060123 | HH COLLAR SCREW M 6X12 WS=8 | 1 |
| 7 | 75003023053 | SIDESTAND BRACKET FORGING | 1 |
| 8 | 59009062016 | SPECIAL SCREW M6X16 WS=8 10.9 | 1 |
| 9 | 0015080163 | HH COLLAR SCREW M 8X16 WS=10 | 2 |
| 11 | 61011045000 | SIDE STAND SENSOR 05 | 1 |
| 12 | 0084040083 | CYL.HEAD SCREW DIN0084-M 4X8 A | 2 |

077500360 / C077500360

* NEW PART

X AS REQUIRED



| FIG | PART NUMBER | DESCRIPTION | QTY |
|-----|-------------|-------------------------------|-----|
| 1 | 15189C07 | MONOSHOCK SM 07 | 1 |
| 2 | 75004016000 | SCREW M 10 L=53MM 07 | 2 |
| 4 | 91110001S | SPRING 65-230 (61) D=11,0 | 1 |
| 5 | 46180445 | COUNTERNUT | 1 |
| 6 | 46180444 | ADJUSTING NUT | 1 |
| 7 | 46180396 | SPRING RETAINER H=15 D=28 | 1 |
| 8 | R15005 | REPAIR KIT GASKET 07 | 1 |
| 9 | R15006 | REPAIR KIT BEARINGS 07 | 1 |
| 10 | 50180342S1 | SHOCK ABSORBER FLUID 5 LT '03 | 1 |
| 11 | 46180520S1 | MOUNT EYE CPL. 07 | 1 |
| 12 | 46180635S | MONOSHOCK TOP 07 | 1 |
| 13 | 36120785 | SCREW M5 C.K. RVS | 1 |
| 14 | 36120782 | SEAL D5,21XD8,38X1,22 | 1 |
| 15 | 46810010 | CIRCLIP 49X1,5 | 1 |

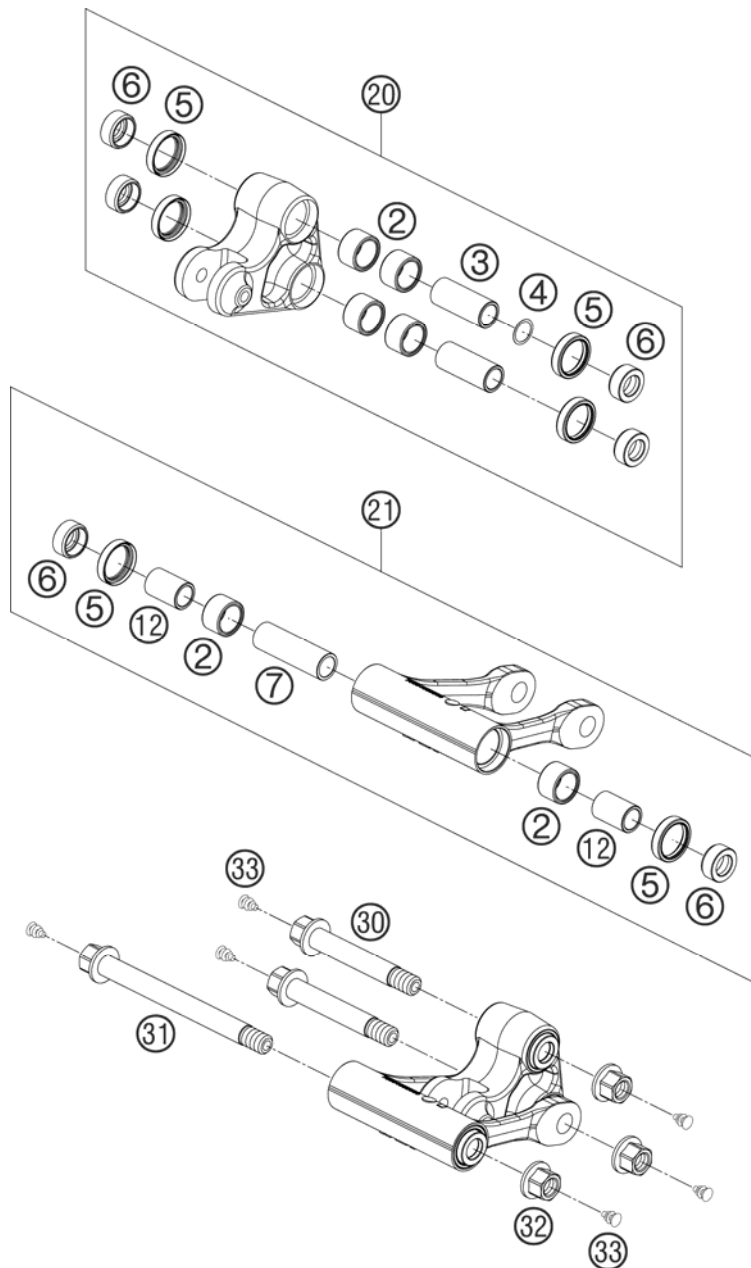
077500410 / C077500410

* NEW PART

X AS REQUIRED

PRO LEVER LINKING

690 SUPERMOTO ORANGE EU 2007



| FIG | PART NUMBER | DESCRIPTION | QTY |
|-----|---------------|--------------------------------|-----|
| 2 | 54603097000 | NEEDLE BUSH HK 2016 | 6 |
| 3 | 54603081000 | BUSHING SLEEVE 15 X 20 X 48 | 2 |
| 4 | 54603090020 | STEEL WASHER 15,2X19X0,2 | 1 |
| 5 | 0760253270 | SHAFT SEAL RING 25X32X7 | 6 |
| 6 | 58303090000 | SPAC.F.SHAFT SEALRING 15X25X11 | 6 |
| 7 | 75004084000 | SPACER SLEEVE 15X20X63 07 | 1 |
| 12 | 50203081800 | BEARING BUSHING | 2 |
| 20 | 7500408004401 | SETTING LEVER CPL. 07 | 1 |
| 21 | 7500408304401 | INTERMEDIATE LEVER CPL. 07 | 1 |
| 30 | 54603182044 | BOLT CPL. | 2 |
| 31 | 75004085044 | BOLT KPL | 1 |
| 32 | 54603015000 | SELF LOCKING NUT M14X1,5 WS=19 | 3 |
| 33 | 54403135000 | PLASTIC CAP SFL10 | 6 |

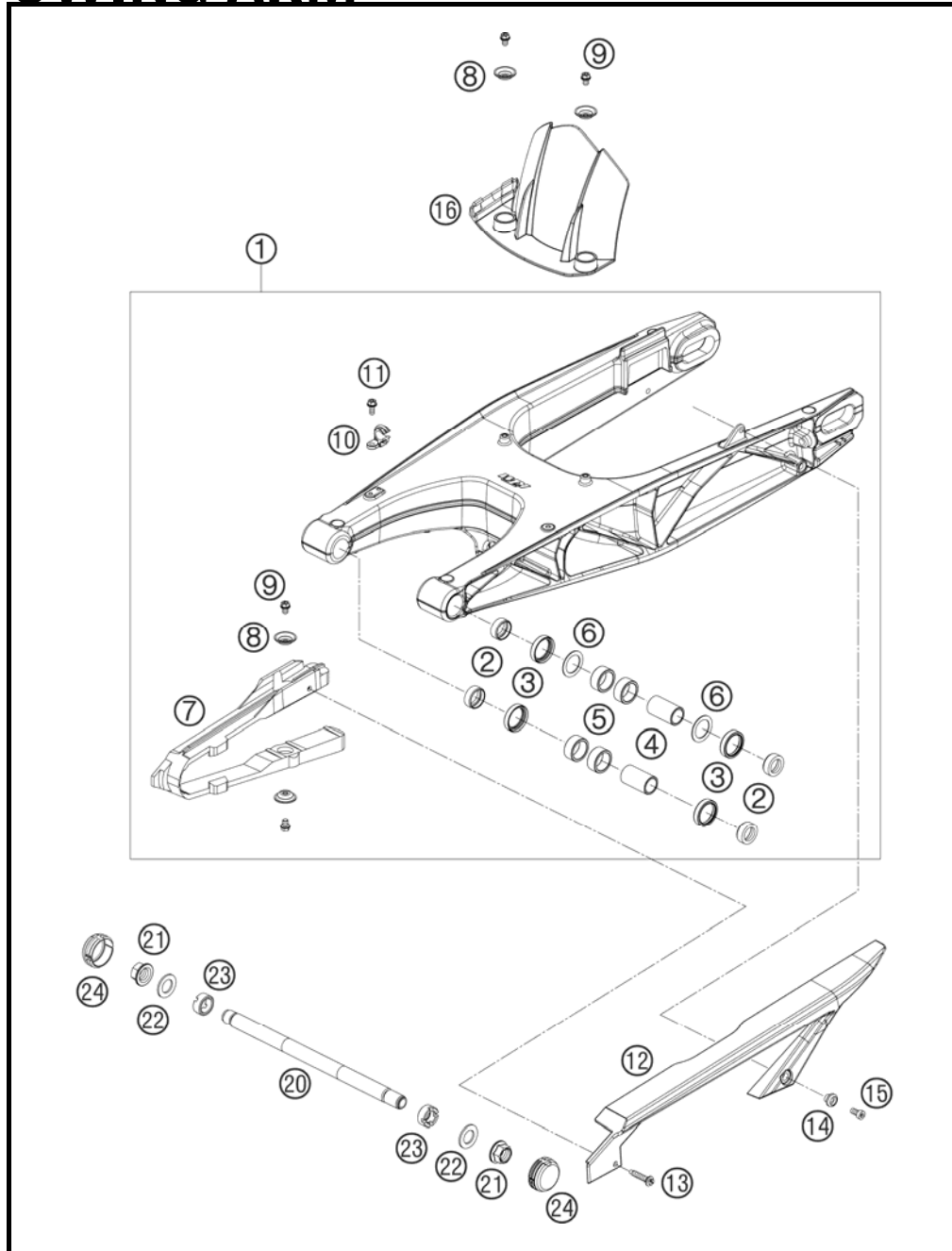
077500460 / C077500460

* NEW PART

X AS REQUIRED

SWING ARM

690 SUPERMOTO ORANGE EU 2007



| FIG | PART NUMBER | DESCRIPTION | QTY |
|-----|---------------|--------------------------------|-----|
| 1 | 7500403004433 | SWING SM CPL. 07 | 1 |
| 2 | 54804034000 | BUCKET F. SHAFT SEAL RING 03 | 4 |
| 3 | 0760253270 | SHAFT SEAL RING 25X32X7 | 4 |
| 4 | 59404032000 | BEARING SLEEVE 17X22X38,7 03 | 2 |
| 5 | 59004031100 | NEEDLE BEARING HK2212V | 4 |
| 6 | 54603036000 | STOP DISK 22,2X31,7X1 | 2 |
| 7 | 75004066000 | CHAIN SLIDING PROTECTION 07 | 1 |
| 8 | 72210079000 | BUCKET | 4 |
| 9 | 0015060083 | HH COLLAR SCREW M 6X8 WS=8 | 4 |
| 10 | 5461107610030 | RET. CLAMP F. BRAKE HOSE BLACK | 1 |
| 11 | 0015050123 | HH COLLAR SCREW M 5X12 WS=8 | 1 |
| 12 | 75004060000 | CHAIN GUARD | 1 |
| 13 | 0017060303 | SPECIAL SCREW T60 6X30 WS=6 | 1 |
| 14 | 75001094010 | BUSHING MUD FLAP 07 | 1 |
| 15 | 0012060123 | AH SCREW DIN6912 M6X12 | 1 |
| 16 | 75004050000 | MUD FLAP 07 | 1 |
| 20 | 75004037000 | SWING ARM BOLT L=272MM 07 | 1 |
| 21 | 54804038000 | SELF LOCK.NUT M16X1,5 WS=19 03 | 2 |
| 22 | 75004042000 | WASHER 07 | 2 |
| 23 | 75004046000 | ADJUSTING RING M24X1,5 07 | 2 |
| 24 | 75003088000 | PLASTIC CAP 07 | 2 |

077500490 / C077500490

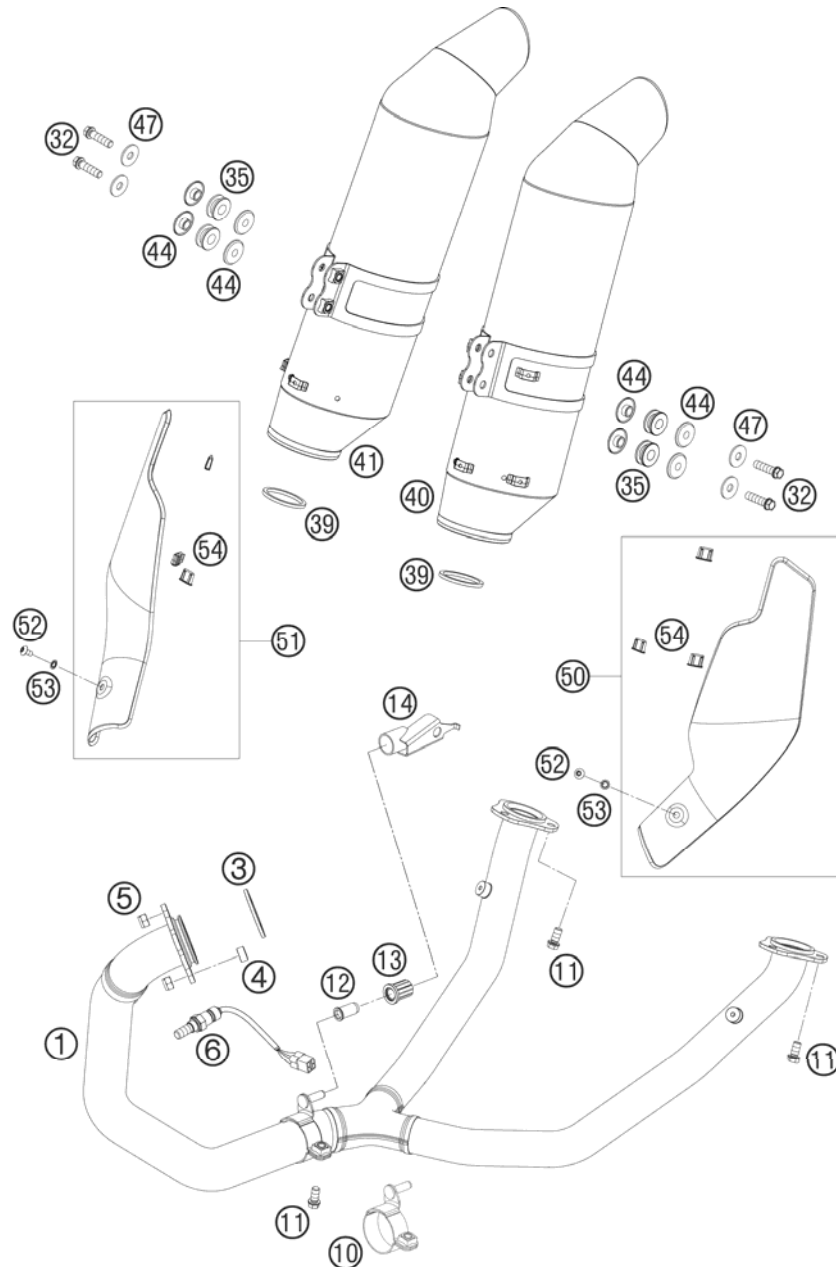
* NEW PART

X AS REQUIRED



EXHAUST SYSTEM

690 SUPERMOTO ORANGE EU 2007



| FIG | PART NUMBER | DESCRIPTION | QTY |
|-----|-------------|--------------------------------|-----|
| 1 | 75005007000 | EXHAUST MANIFOLD 07 | 1 |
| 3 | 61005005000 | EXHAUST GASKET 05 | 1 |
| 4 | 61005009000 | SPACER BUSH. 8,5X15X7,5 05 | 1 |
| 5 | 51010086100 | SELF LOCKING NUT M 8 CU | 2 |
| 6 | 75041090000 | LAMBDA SENSOR 07 | 1 |
| 10 | 75005007020 | BRACKET CPL. 07 | 1 |
| 11 | 0015080163 | HH COLLAR SCREW M 8X16 WS=10 | 7 |
| 12 | 61005014000 | SLEEVE SILENCER SUPPORT 05 | 1 |
| 13 | 61005013000 | RUBBER SILENCER SUPPORT 05 | 1 |
| 14 | 75005014000 | BRACKET FOR SILENCER 07 | 1 |
| 32 | 0015080303 | HH COLLAR SCREW M 8X30 WS=10 | 4 |
| 35 | 54605068000 | EXHAUST BRACKET RUBBER BLACK | 4 |
| 39 | 60005005002 | EXHAUST GASKET 03 | 2 |
| 40 | 75005083100 | SILENCER L/S LC-4 07 | 1 |
| 41 | 75005083000 | SILENCER R/S LC-4 07 | 1 |
| 44 | 54605069100 | BUSHING 8MM F. EXHAUST SUPPORT | 8 |
| 47 | 0021080003 | WASHER DIN9021-A 8,4 | 4 |
| 50 | 75005111000 | THERMAL SHIELD L/S 07 | 1 |
| 51 | 75005011000 | THERMAL SHIELD R/S 07 | 1 |
| 52 | 58605083010 | SCREW TORX M5X10 05 | 2 |
| 53 | 0797050000 | TOOTH LOCK WASHER DIN6797-J | 2 |
| 54 | 61005091000 | DAMP. COMPON. SILICONE GREY 05 | 3 |

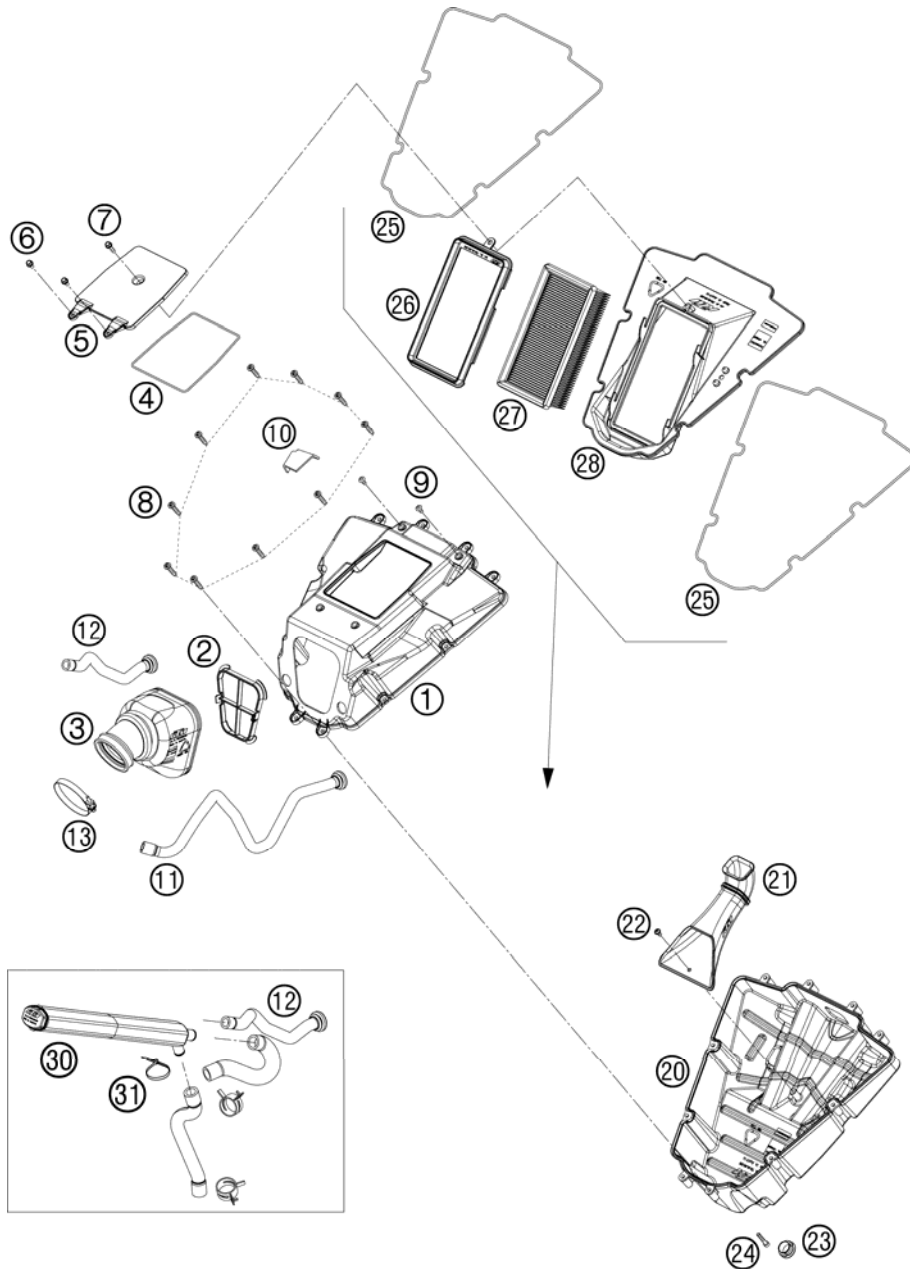
077500510 / C077500510

* NEW PART

X AS REQUIRED

AIR FILTER

690 SUPERMOTO ORANGE EU 2007



| FIG | PART NUMBER | DESCRIPTION | QTY |
|-----|-------------|--------------------------------|-----|
| 1 | 75006001010 | AIRBOX UPPER-PART | 1 |
| 2 | 75006001040 | FILTERBOX SUPPORT CROSS | 1 |
| 3 | 75006026000 | INTAKE TRUMPET | 1 |
| 4 | 75006091000 | GASKET FILTER BOX COVER 07 | 1 |
| 5 | 75006002000 | FILTER BOX COVER 07 | 1 |
| 6 | 0015050103 | HH COLLAR SCREW M 5X10 WS=8 | 2 |
| 7 | 0015050203 | HH COLLAR SCREW M 5X20 WS=8 | 1 |
| 8 | 0017060303 | SPECIAL SCREW T60 6X30 WS=6 | 10 |
| 9 | 58605083010 | SCREW TORX M5X10 05 | 2 |
| 10 | 75006001015 | METAMOL FOR AIR FILTER BOX 07 | 1 |
| 11 | 75005032000 | HOSE SLS AIRFILTERBOX 07 | 1 |
| 12 | 75030088000 | HOSE OIL SEPARATOR - BREATH.07 | 1 |
| 13 | 51006027000 | HOSE CLAMP 50-70MM | 1 |
| 20 | 75006001020 | AIRBOX LOWER-PART 07 | 1 |
| 21 | 75006040000 | INTAKE SNORKEL 07 | 1 |
| 22 | 0016050121 | SCREW FOR PLASTIC 50X12 | 1 |
| 23 | 61003088000 | PLUG SFL28 05 | 1 |
| 24 | 0912050303 | AH SCREW DIN0912-M 5X30 | 1 |
| 25 | 75006090000 | GASKET FILTER BOX 07 | 2 |
| 26 | 75006001050 | FILTER FRAME 07 | 1 |
| 27 | 75006015000 | AIRFILTER | 1 |
| 28 | 75006001030 | AIRBOX MIDDLE-PART 07 | 1 |
| 30 | 75030087000 | OIL SEPARATOR FOAM 07 | 1 |
| 31 | 44011076200 | CABLE TIE 200/3,6MM BLACK | 3 |

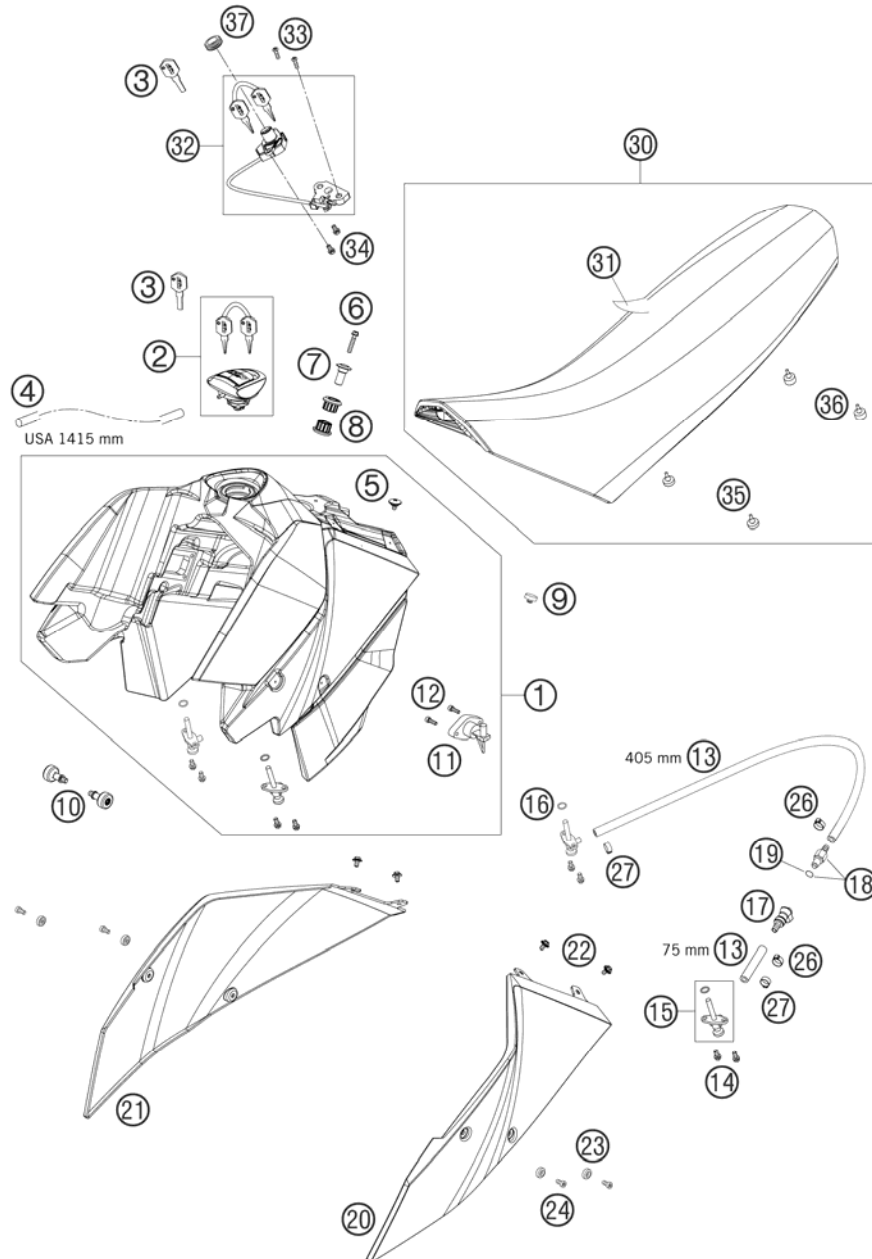
077500610 / C077500610

* NEW PART

X AS REQUIRED

TANK, SEAT, COVER

690 SUPERMOTO ORANGE EU 2007



| FIG | PART NUMBER | DESCRIPTION | QTY |
|-----|----------------|--------------------------------------------|-----|
| 1 | 7500701304433A | FUEL TANK BLACK CPL. 07 | 1 |
| 2 | 58407008200 | TANK PLUG 06 | 1 |
| 3 | 40011166100 | KEY BLANK LC4/DUKE/LC8 | 1 |
| 4 | 60007026001 | HOSE NBR 5,4X9,4 PER METER ONLY FOR USA | x |
| 5 | 58407011100 | SCREW FOR SEAT M6X11,5/8 | 1 |
| 6 | 0912080303 | AH SCREW DIN0912-M 8X30 | 1 |
| 7 | 60007060000 | BEARING BUSHING OUTSIDE 03 | 1 |
| 8 | 60007065000 | TANK RUBBER BUSHING 03 | 2 |
| 9 | 54308042000 | RUBBER BUFFER | 1 |
| 10 | 62507026100 | SPECIAL SCREW M8 06 | 2 |
| 11 | 58207080100 | GAS-LEVEL SENSOR ADV. 2006 | 1 |
| 12 | 0912050163 | AH SCREW DIN0912-M 5X16 | 2 |
| 13 | 60007016001 | HOSE 7,5X13,5 PER METER | x |
| 14 | 0015060123 | HH COLLAR SCREW M 6X12 WS=8 | 4 |
| 15 | 58507003000 | FUEL COCK CPL. SMALL RALLYE'96 | 2 |
| 16 | 55007006200 | O-RING 11X1,8 NBR 70 | 2 |
| 17 | 5850701050030 | CLUTCH CPC BLACK 05 | 1 |
| 18 | 5850701030030 | PLUG CPC BLACK 05 | 1 |
| 19 | 58507012000 | O-RING VITON F. PLUG CPC 05 | 1 |
| 20 | 7500805000004 | SPOILER L/S ORANGE 07 | 1 |
| 21 | 7500805100004 | SPOILER R/S ORANGE 07 | 1 |
| 22 | 0014060103 | HH COLLAR SCREW M 6X10 WS=8 | 4 |
| 23 | 60008045000 | SPECIAL WASHER D=16,5MM 03 | 4 |
| 24 | 0012060123 | AH SCREW DIN6912 M6X12 | 4 |
| 26 | 00050153706 | VARIABLE ONE-EAR CLAMP 15,3MM | 2 |
| 27 | 00050142706 | VARIABLE ONE-EAR CLAMP 14,2 MM | 2 |
| 30 | 75007040000 | SEAT BLACK 07 | 1 |
| 31 | 75007040080 | SEAT COVER LOW | 1 |
| 32 | 62507050000 | SEAT LOCK 05 | 1 |
| 33 | 0966050203 | OVAL HEAD SCREW DIN0966-M 5X20 | 2 |
| 34 | 0015050123 | HH COLLAR SCREW M 5X12 WS=8 | 2 |
| 35 | 75007046020 | SEAT RUBBER 6 MM | 2 |
| 36 | 75007046010 | SEAT RUBBER 10 MM | 2 |
| 37 | 58707050050 | RUBBER SLEEVE F.SEAT LOCK '99 | 1 |

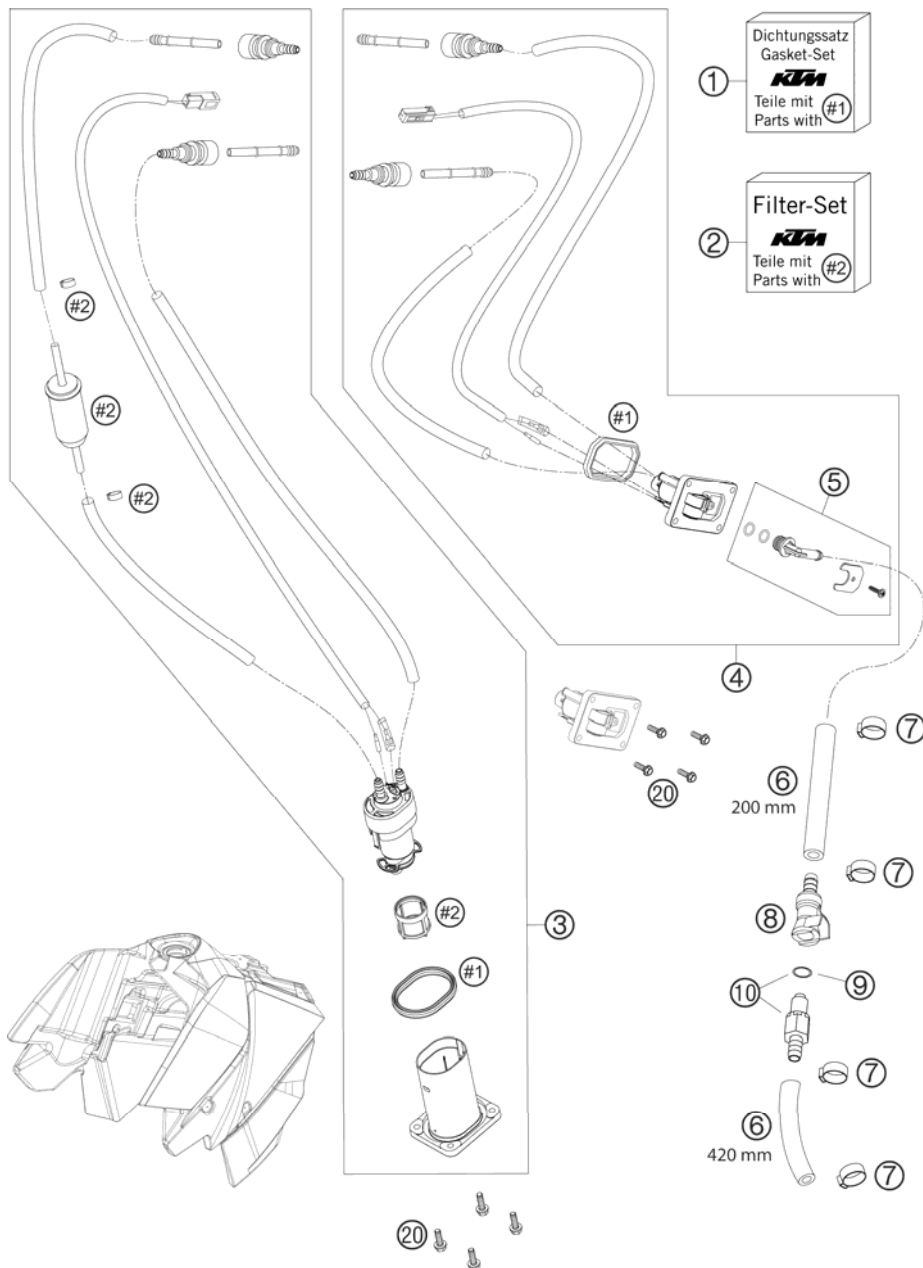
077500710 / C077500710

* NEW PART

X AS REQUIRED

FUEL PUMP

690 SUPERMOTO ORANGE EU 2007



| FIG | PART NUMBER | DESCRIPTION | QTY |
|-----|---------------|-------------------------------|-----|
| 1 | 75007089000 | SEALINGS KIT | 1 |
| 2 | 75007090000 | FILTER KIT | 1 |
| 3 | 75007088011 | FUEL PUMP WITH FLANGE CPL. | 1 |
| 4 | 75007088012 | PRESSURE REGULATOR CPL. 07 | 1 |
| 5 | 75007092000 | HYDRAULIC CONNECTOR CPL. | 1 |
| 6 | 60007016001 | HOSE 7,5X13,5 PER METER | x |
| 7 | 00050153706 | VARIABLE ONE-EAR CLAMP 15,3MM | 4 |
| 8 | 5850701050030 | CLUTCH CPC BLACK 05 | 1 |
| 9 | 58507012000 | O-RING VITON F. PLUG CPC 05 | 1 |
| 10 | 5850701030030 | PLUG CPC BLACK 05 | 1 |
| 20 | 0015050163 | HH COLLAR SCREW M 5X16 WS=8 | 8 |

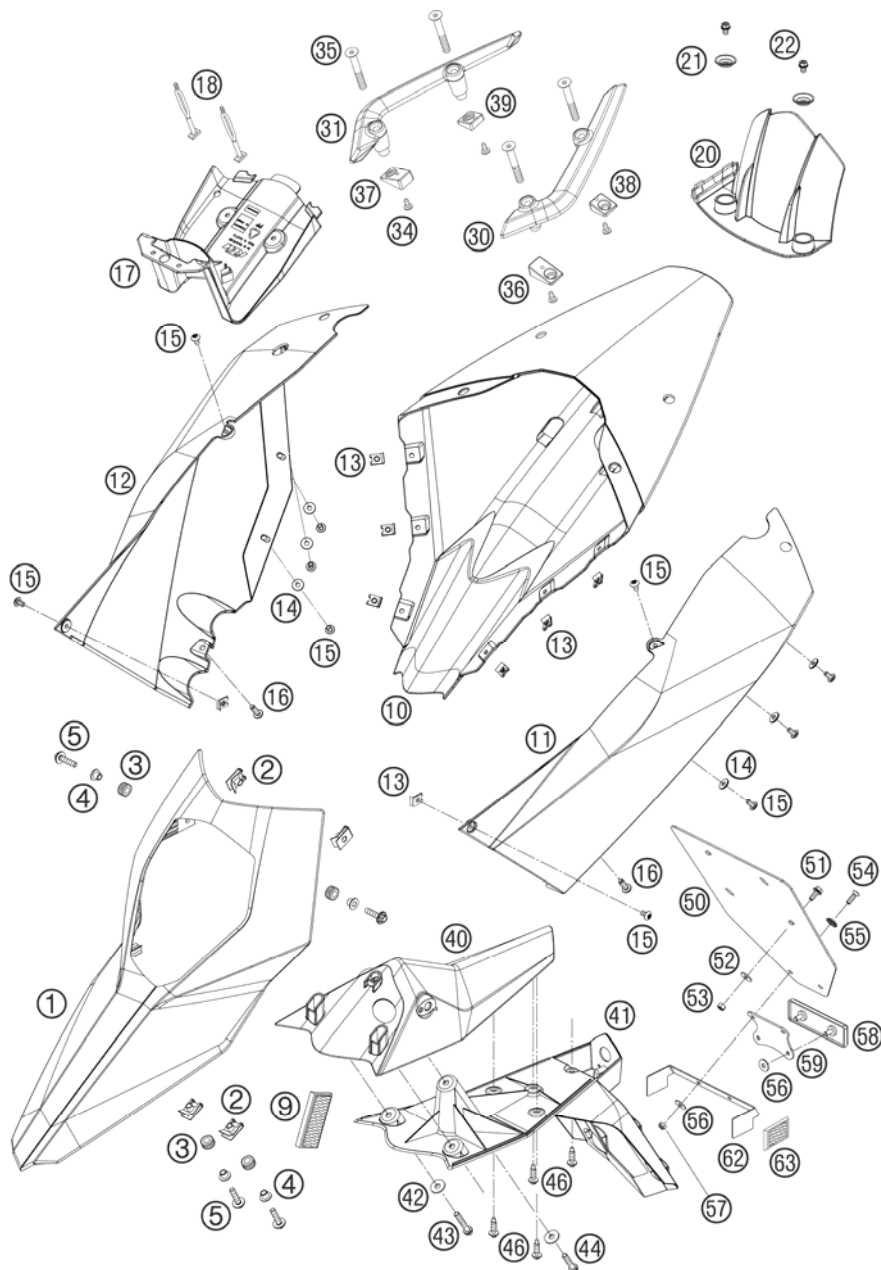
077500730 / C077500730

* NEW PART

X AS REQUIRED

MASK, FENDERS

690 SUPERMOTO ORANGE EU 2007



| FIG | PART NUMBER | DESCRIPTION | QTY |
|-----|---------------|--------------------------------|-----|
| 1 | 7500800100004 | HEAD LIGHT MASK ORANGE 07 | 1 |
| 2 | 54603048100 | RANGE CHANGE METAL NUT M6 | 4 |
| 3 | 31008060000 | RUBBER SLEEVE D=8MM OPEN | 4 |
| 4 | 75014010050 | COLLAR BUSHING 6,1X8,1X14X8 07 | 4 |
| 5 | 0014060203 | HH COLLAR SCREW M 6X20 WS=8 | 4 |
| 9 | 60012080000 | SIDE REFLECTOR YELLOW 03 | 2 |
| | | ONLY FOR USA+AUS+UK | |
| 10 | 7500801300033 | REAR FENDER BLACK MATT 07 | 1 |
| 11 | 7500804100004 | SIDE COVER L/S ORANGE 07 | 1 |
| 12 | 7500804200004 | SIDE COVER R/S ORANGE 07 | 1 |
| 13 | 54603048200 | RANGE CHANGE METAL NUT M5 | 8 |
| 14 | 75008023000 | WASHER REAR-UT D=14MM | 6 |
| 15 | 58605083014 | SCREW M5X14 TORX 25 07 | 10 |
| 16 | 0017060203 | EJOT PT SCREW K60X20 WS=6 | 2 |
| 17 | 75003075000 | STORAGE COMPARTMENT | 1 |
| 18 | 50303018000 | RUBBER L=145MM | 2 |
| 20 | 75004050000 | MUD FLAP 07 | 1 |
| 21 | 72210079000 | BUCKET | 2 |
| 22 | 0015060083 | HH COLLAR SCREW M 6X8 WS=8 | 2 |
| 30 | 75012008000 | HAND GRIP L/S 07 | 1 |
| 31 | 75012009000 | HAND GRIP R/S 07 | 1 |
| 34 | 0016050121 | SCREW FOR PLASTIC 50X12 | 4 |
| 35 | 0991080603 | FLAT HEAD SCREW ISO10642 M8X60 | 4 |
| 36 | 75003065000 | SPACER SUB FRAME FRONT L/S | 1 |
| 37 | 75003066000 | SPACER SUB FRAME FRONT R/S | 1 |
| 38 | 75003067000 | SPACER SUB FRAME REAR L/S | 1 |
| 39 | 75003068000 | SPACER SUB FRAME REAR R/S | 1 |
| 40 | 75008015010 | NUMBER PLATE CARRIER TOP 07 | 1 |
| 41 | 75008015000 | NUMBER PLATE CARRIER 07 | 1 |
| 42 | 0021060003 | WASHER DIN9021-A 6,4 | 3 |
| 43 | 0015060353 | HH COLLAR SCREW M 6X35 WS=8 | 2 |
| 44 | 0015060203 | HH COLLAR SCREW M 6X20 WS=8 | 1 |
| 46 | 0017060203 | EJOT PT SCREW K60X20 WS=6 | 4 |
| 50 | 60012081200 | LICENCE FITTING 06 | 1 |
| 51 | 0014060153 | HH COLLAR SCREW M 6X15 WS=8 | 4 |
| 52 | 0021060003 | WASHER DIN9021-A 6,4 | 4 |

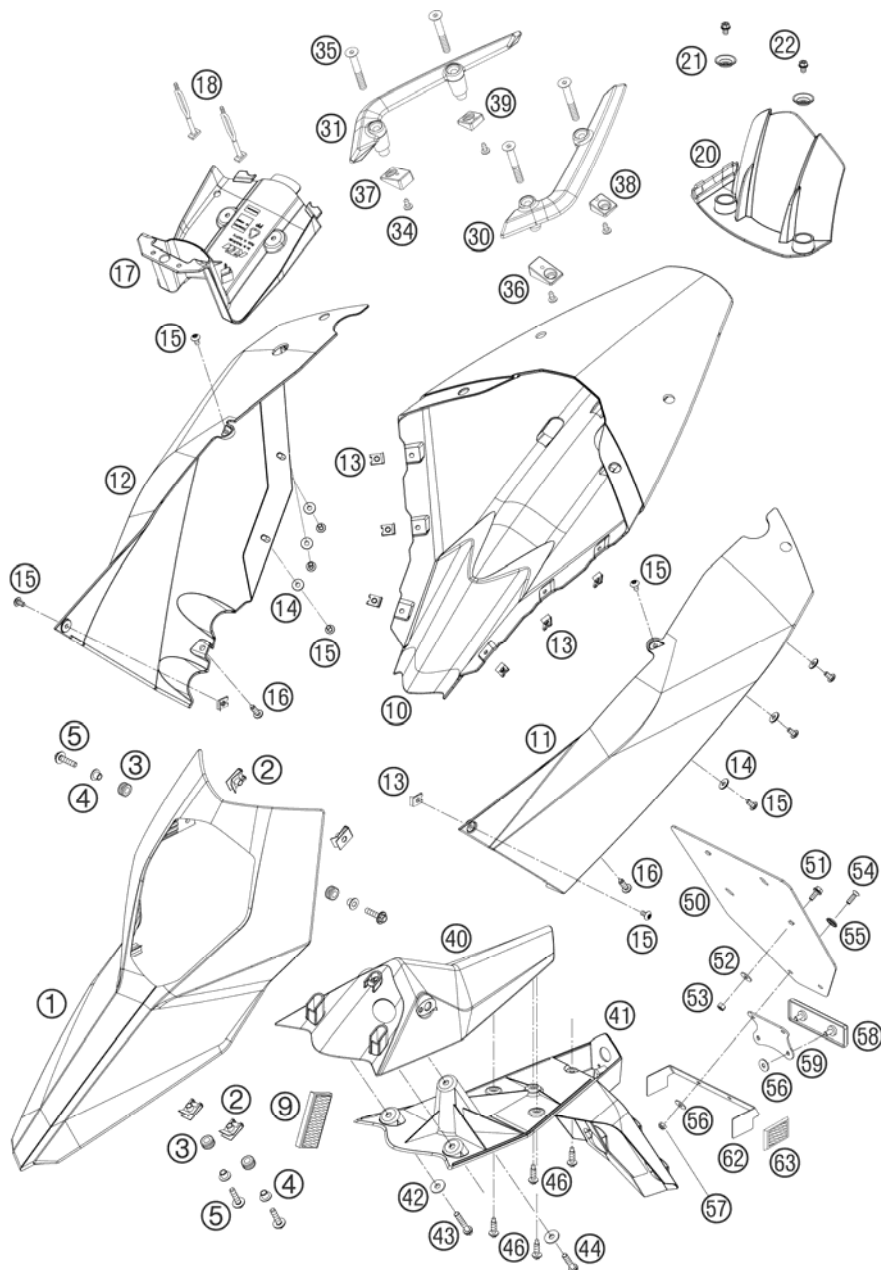
077500810 / C077500810

* NEW PART

X AS REQUIRED

MASK, FENDERS

690 SUPERMOTO ORANGE EU 2007



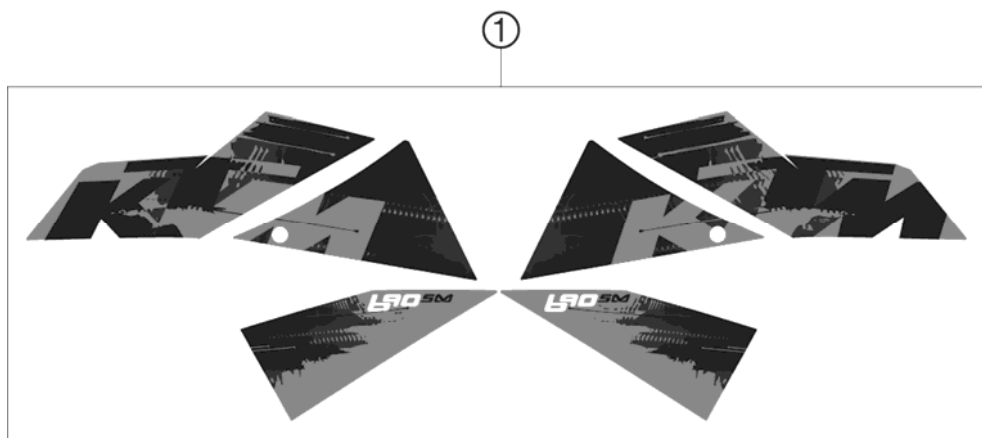
| FIG | PART NUMBER | DESCRIPTION | QTY |
|-----|-------------|--------------------------------------|-----|
| 53 | 0985060003 | SELF LOCK. NUT DIN0985-M 6 | 4 |
| 54 | 0966050163 | OVAL HEAD SCREW DIN0966-M 5X16 | 2 |
| 55 | 40006006000 | WASHER 6MM | 2 |
| 56 | 0125050003 | WASHER DIN0125-A 5,3 | 4 |
| 57 | 0985050003 | SELF LOCKING NUT DIN0985-M 5 | 2 |
| 58 | 58412080000 | REFLECTOR RED LC4 '98 | 1 |
| 59 | 58412080050 | BRACKET FOR REFLECTOR | 1 |
| 62 | 62512081000 | BRACKET SIDE REFLECTOR 06 | 1 |
| 63 | 16512180100 | SIDE REFLECTOR RED REAR ONLY FOR USA | 1 |

077500810 / C077500810

* NEW PART

X AS REQUIRED

| FIG | PART NUMBER | DESCRIPTION | QTY |
|-----|-------------|----------------------------|-----|
| 1 | 75008099000 | DECAL SET 690 SM ORANGE 07 | 1 |



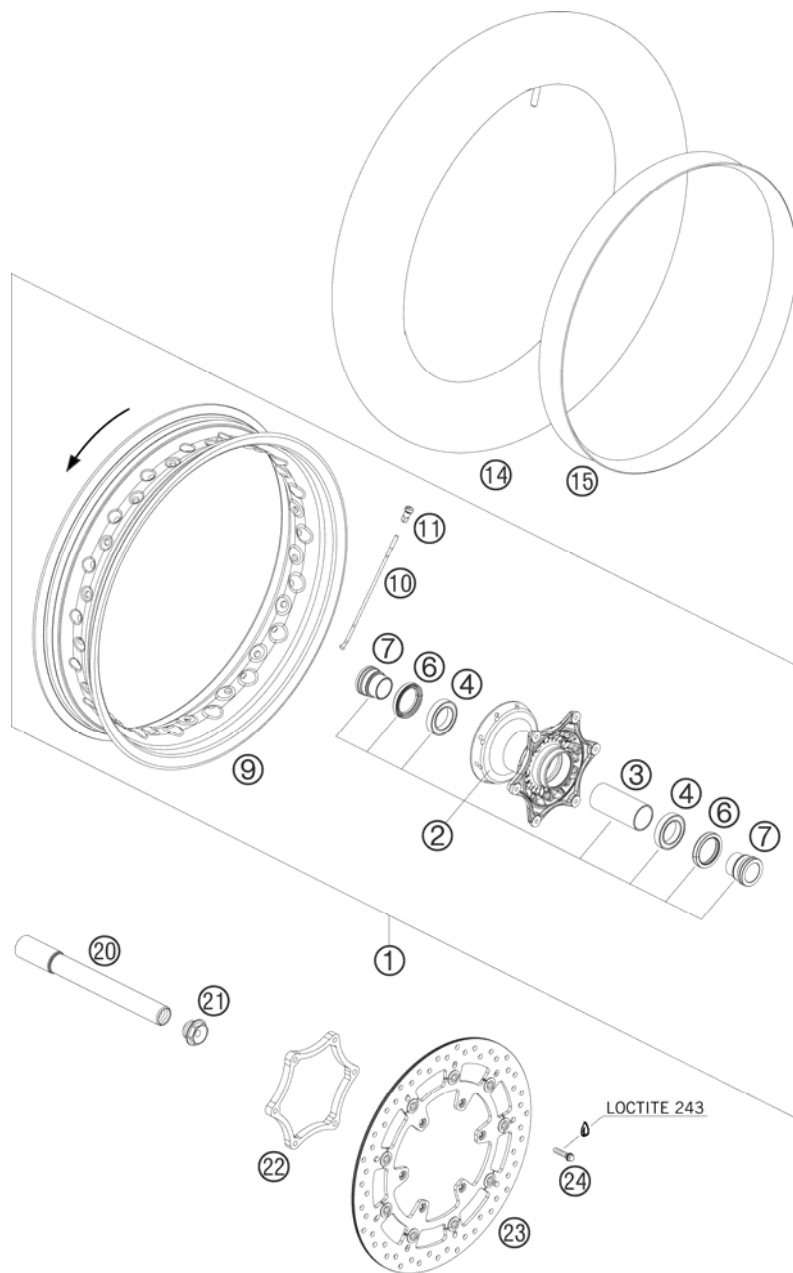
077500830 / C077500830

* NEW PART

X AS REQUIRED

FRONT WHEEL

690 SUPERMOTO ORANGE EU 2007



| FIG | PART NUMBER | DESCRIPTION | QTY |
|-----|---------------|--------------------------------|-----|
| 1 | 7500900104430 | FRONT WHEEL CPL. 3,5X17" 07 | 1 |
| 2 | 75009010044 | FRONT HUB CPL. 07 | 1 |
| 3 | 54809011000 | BEA.SPACERTUBE 35X2 L=79,4 03 | 1 |
| 4 | 0625069068 | GR.BALL BEAR.6906 DDU2CG23S6NM | 2 |
| 6 | 0760354771 | SHAFT SEAL RING 35X47X7 TC | 2 |
| 7 | 75009012000 | SPACER BUSHING FRONT WHEEL 07 | 2 |
| 9 | 7500907000030 | RIM FRONT 3,5X17" BLACK 07 | 1 |
| 10 | 75009073172 | SPOKE M4,5X172-15G 17" INOX | 36 |
| 11 | 50309072000 | SPOKE NIPPLE M4,5X0,75 8X21 | 36 |
| 14 | 58309075000 | HOSE 3,5X17" | 1 |
| 15 | 58309073000 | RIM BAND 17" | 1 |
| 20 | 75009081000 | WHEEL SPINDLE FRONT D=26MM 07 | 1 |
| 21 | 54809082000 | SPINDLE SCREW M24X1,5 WS=27 03 | 1 |
| 22 | 75009061000 | BRAKE DISC ADAPTOR 07 | 1 |
| 23 | 75009060000 | BRAKE DISC FRONT 320MM 07 | 1 |
| 24 | 59009062023 | SPECIAL SCREW M6X23 WS=8 10.9 | 6 |

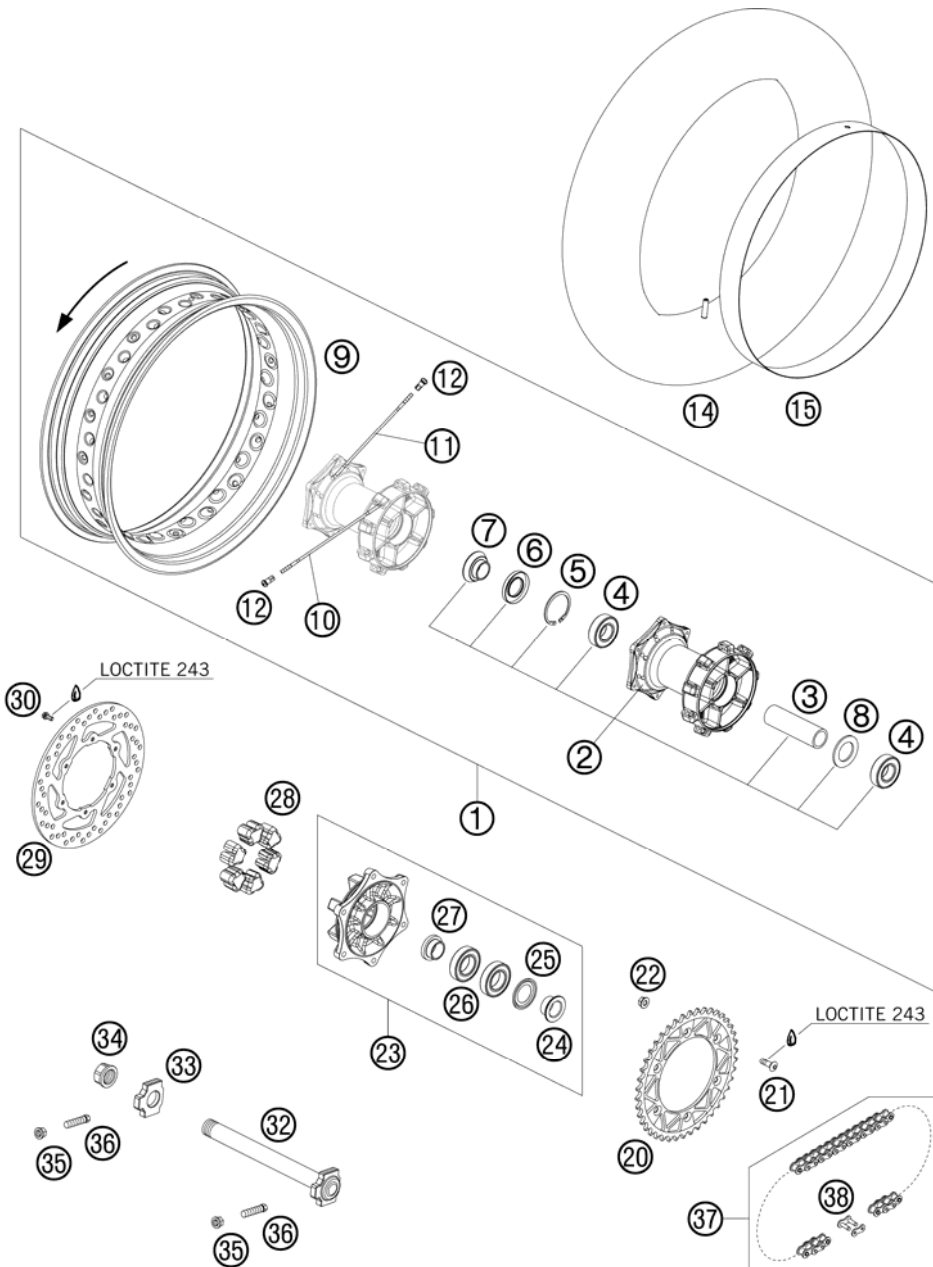
077500910 / C077500910

* NEW PART

X AS REQUIRED

REAR WHEEL

690 SUPERMOTO ORANGE EU 2007



| FIG | PART NUMBER | DESCRIPTION | QTY |
|-----|---------------|--------------------------------|-----|
| 1 | 7501020104430 | REAR WHEEL CPL. 5X17" 07 | 1 |
| 2 | 75310010044 | REAR HUB CPL. 07 | 1 |
| 3 | 75310011000 | BEARING SPACER TUBE L=106MM 07 | 1 |
| 4 | 0625062052 | GR.BALL BEAR. 6205-2RSHC3HMTF7 | 2 |
| 5 | 0472052200 | CIRCLIP DIN0472-52X2 | 1 |
| 6 | 0760305271 | SHAFT SEAL RING 30X52X7 | 1 |
| 7 | 60110013000 | SPACER BUSH. REAR WHEEL R/S 06 | 1 |
| 8 | 60010015000 | SPACER RING 03 | 1 |
| 9 | 7501027000030 | RIM 5X17" BLACK 07 | 1 |
| 10 | 75010073199 | SPOKE M5X199-16G 17" INOX | 18 |
| 11 | 75010173188 | SPOKE M5X188-27G 17" INOX | 18 |
| 12 | 58309072000 | SPOKE NIPPLE M5-TA (8X21MM) | 36 |
| 14 | 58410075000 | TUBE 17" | 1 |
| 15 | 58309073000 | RIM BAND 17" | 1 |
| 20 | 75010051040 | SPROCKET STEALTH 40T 07 | x |
| 20 | 75010051042 | PSROCKET STEALTH 42T 07 | x |
| 21 | 0019080266S | COUNTER-SUNK SCREW ISA45 M8X26 | 6 |
| 22 | 54310086200 | SELF LOCKING NUT M8 10.9 | 6 |
| 23 | 75010050044 | SPROCKET SUPPORT CPL. 07 | 1 |
| 24 | 60110012000 | SPACER BUSH. SPROCKET SUPP. 06 | 1 |
| 25 | 60110016000 | NILOS RING 6006AV | 1 |
| 26 | 0625060060 | BALL BEARING 6006 DDU2CG23S6NM | 2 |
| 27 | 60110014000 | SPACER BUSH. SPR. SUPP. IN. 06 | 1 |
| 28 | 54610459000 | DAMPING RUBBER '91 | 6 |
| 29 | 60010060000 | REAR BRAKE DISK D=240MM 03 | 1 |
| 30 | 59009062013 | SPECIAL SCREW M6X13 WS=8 10.9 | 6 |
| 32 | 75010085044 | WHEEL SPINDLE REAR L=279MM 07 | 1 |
| 33 | 60010084000 | CHAIN TENSIONER R/S LC8 03 | 1 |
| 34 | 60010086000 | COLLAR NUT WH. SPINDLE REAR 03 | 1 |
| 35 | 58414030000 | HH COLLAR NUT M10X1,25 WS=13 | 2 |
| 36 | 50304040100 | SCREW M10X1,25X50 WS=10 | 2 |
| 37 | 50310800118 | CHAIN Z-RING 5/8X1/4" | 1 |
| 38 | 50310866000 | MASTER LINK FOR 50310800118 | 1 |

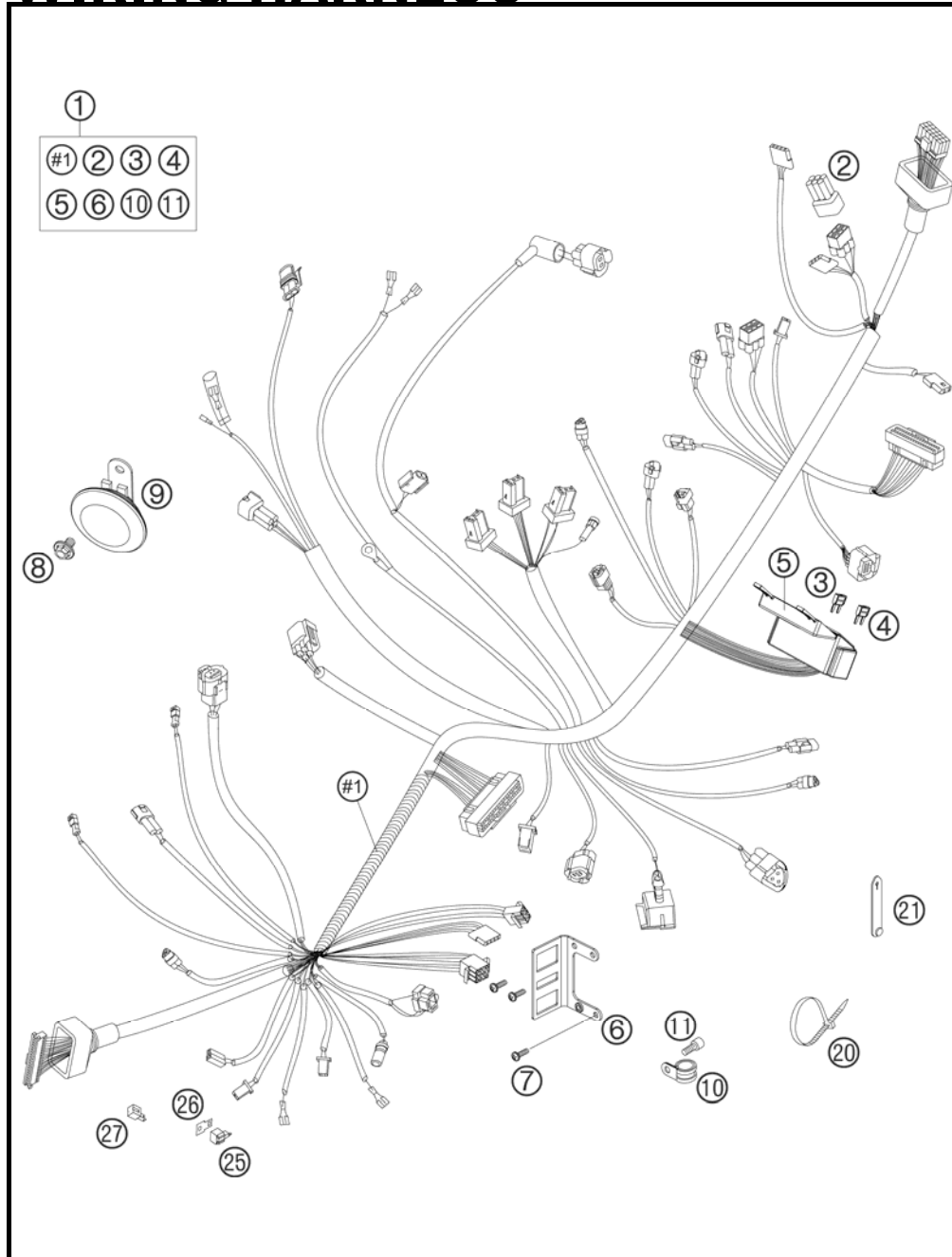
077501010 / C077501010

* NEW PART

X AS REQUIRED

WIRING HARNESS

690 SUPERMOTO ORANGE EU 2007



| FIG | PART NUMBER | DESCRIPTION | QTY |
|-----|-------------|-----------------------------|-----|
| 1 | 75011075000 | WIRING HARNESS 07 | 1 |
| 2 | 000700000BH | SPARE CONNECTOR BH | 1 |
| 3 | 75011088010 | FUSE 10A 07 | x |
| 4 | 75011088015 | FUSE 15A 07 | x |
| 5 | 75011087050 | RUBBER CASING FOR FUSE BOX | 1 |
| 6 | 75011083000 | BRACKET FOR PLUGS 07 | 1 |
| 7 | 0016050121 | SCREW FOR PLASTIC 50X12 | 3 |
| 8 | 0014060103 | HH COLLAR SCREW M 6X10 WS=8 | 1 |
| 9 | 62511060000 | DC HORN 05 | 1 |
| 10 | 49007439000 | CLAMP RSGU 15/12 | 1 |
| 11 | 0912050103 | AH SCREW DIN0912-M 5X10 | 1 |
| 20 | 44011076100 | CABLE TIE 100/2,5MM BLACK | x |
| 20 | 44011076200 | CABLE TIE 200/3,6MM BLACK | x |
| 20 | 44011076305 | CABLE TIE 300/4,8MM BLACK | x |
| 21 | 60011093075 | RUBBER CABLE TIE 75MM 03 | x |
| 25 | 44611207200 | FLASHER UNIT 97 | 1 |
| 26 | 58211031100 | BRACKET FOR FLASHER RELAISE | 1 |
| 27 | 58411096100 | DIODE S3H-15 97 | 1 |

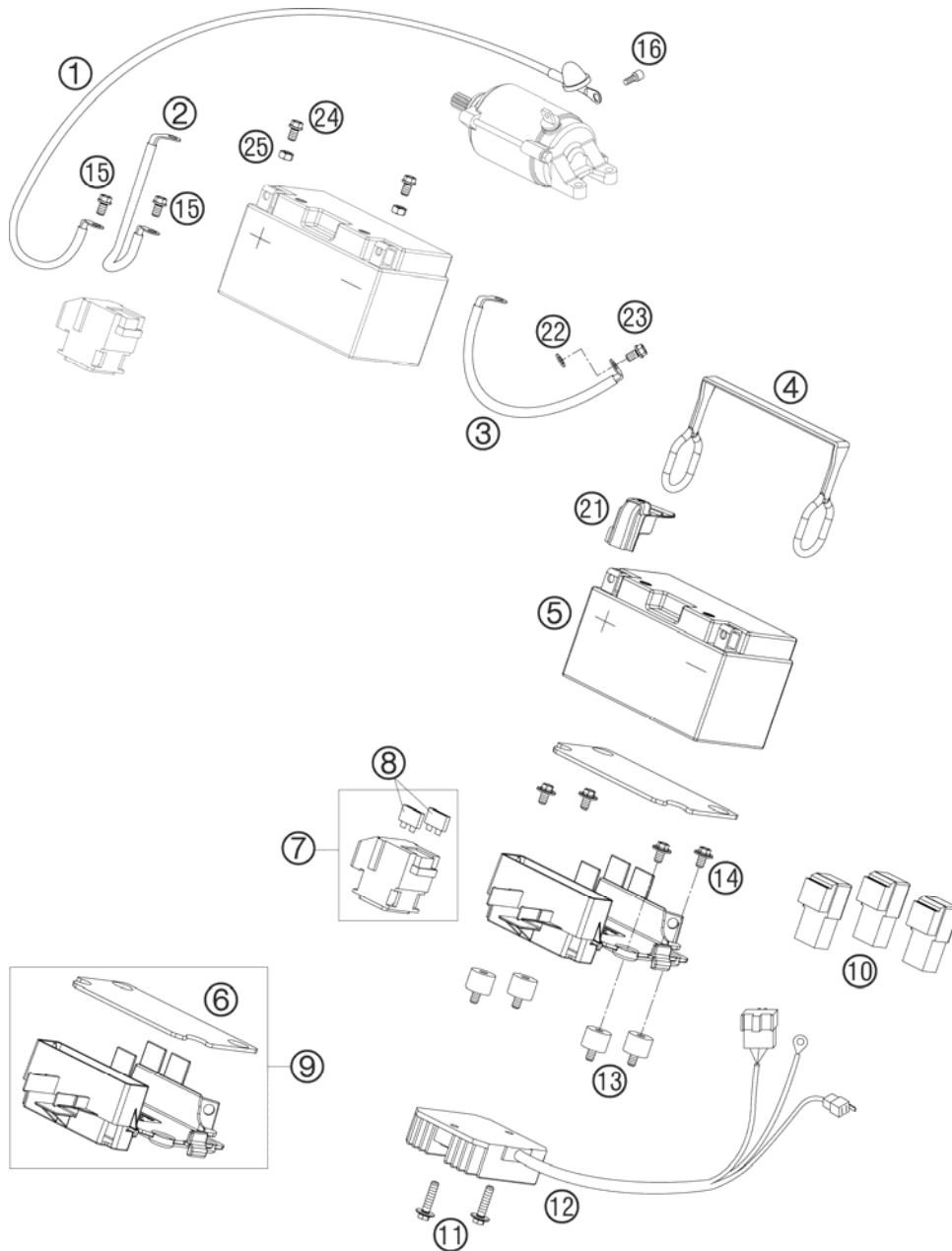
077501110 / C077501110

* NEW PART

X AS REQUIRED

BATTERY

690 SUPERMOTO ORANGE EU 2007



| FIG | PART NUMBER | DESCRIPTION | QTY |
|-----|-------------|--------------------------------|-----|
| 1 | 75011059000 | STARTER CABLE 07 | 1 |
| 2 | 75011059050 | BATTERY CABLE 07 | 1 |
| 3 | 75011097000 | GROUND CABLE 07 | 1 |
| 4 | 75011056000 | BRACKET RUBBER FOR BATTERY 07 | 1 |
| 5 | 58411053100 | BATTERY 12V 8,6AH 03 | 1 |
| 6 | 75011054015 | METAMOL FOR BATTERY BRACKET | 1 |
| 7 | 60011058000 | STARTER RELAY 03 | 1 |
| 8 | 58011109130 | FUSE 30 A | 2 |
| 9 | 75011054033 | BATTERY BRACKET CPL. 07 | 1 |
| 10 | 61111057000 | RELAY CM1A-R-12V-H80 07 | 3 |
| 11 | 0024060273 | COLLAR SCREW M6X27 ISA | 2 |
| 12 | 60011034000 | VOLTAGE REGULATOR LC8 03 | 1 |
| 13 | 43205062100 | RUBBER GROMMET 20X15-M6X10 (1) | 4 |
| 14 | 0014060103 | HH COLLAR SCREW M 6X10 WS=8 | 4 |
| 15 | 0902060083 | AH OVAL SCREW ISO 7380 M 6X8 | 2 |
| 16 | 0912050083 | AH SCREW DIN 912 M 5X8 | 1 |
| 21 | 75011059060 | POSITIVE POLE COVER 07 | 1 |
| 22 | 58411098100 | CONTACT WASHER M6 VSV-K6 | 1 |
| 23 | 0015060163 | HH COLLAR SCREW M 6X16 WS=8 | 1 |
| 24 | 0015060103 | HH COLLAR SCREW M 6X10 WS=8 | 2 |
| 25 | 0934060003 | HEXAGON NUT DIN0934-M 6 | 2 |

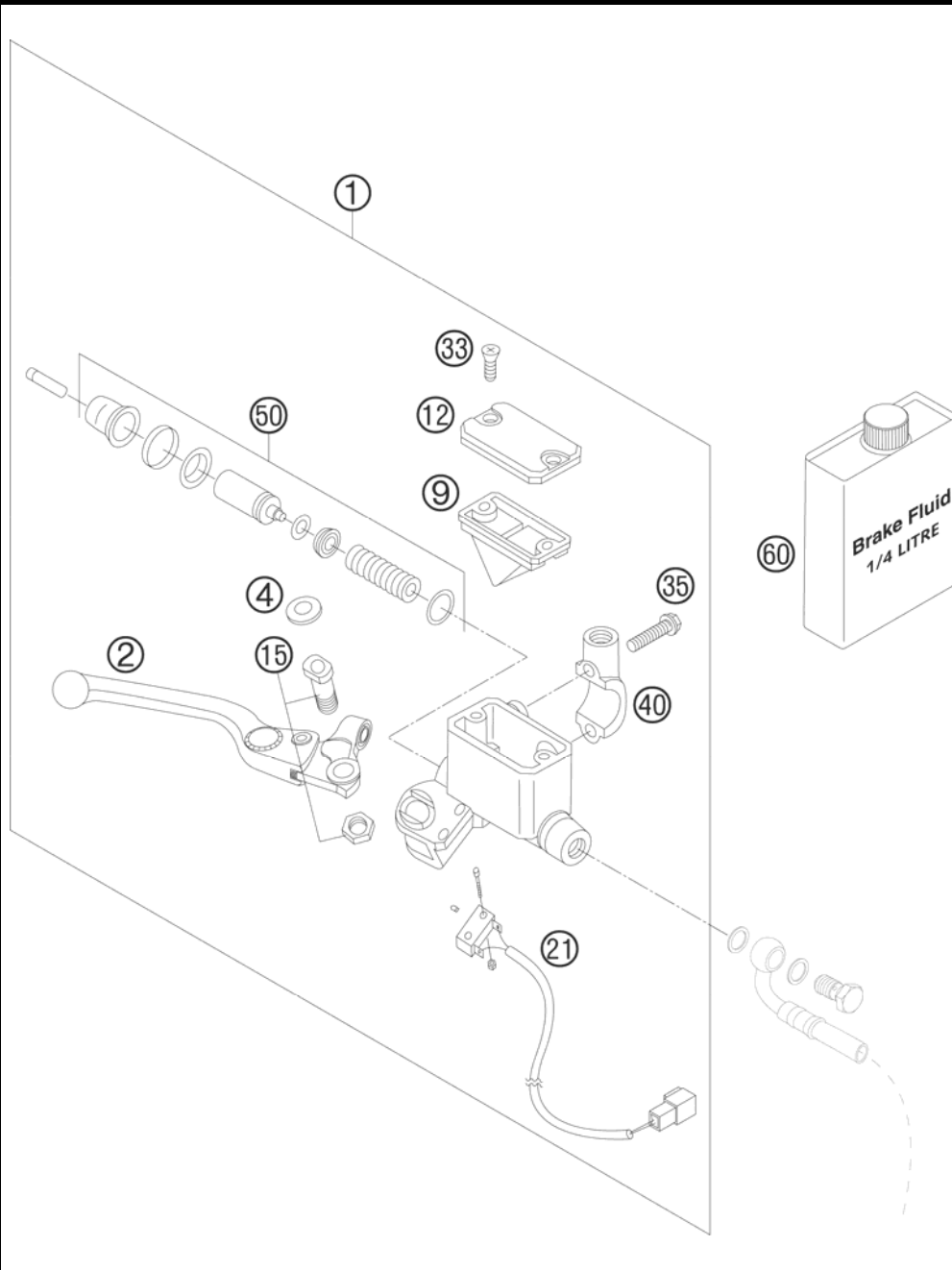
077501130 / C077501130

* NEW PART

X AS REQUIRED

HAND BRAKE CYLINDER

690 SUPERMOTO ORANGE EU 2007



| FIG | PART NUMBER | DESCRIPTION | QTY |
|-----|-------------|--------------------------------|-----|
| 1 | 58713001100 | HANDBRAKE CYL.DUKE ADJUST.2003 | 1 |
| 2 | 58713002100 | HAND BRAKE LEVER LOOSE ADJ. 03 | 1 |
| 4 | 58713004000 | COVERING CAP FOR LEVER SCREW | 1 |
| 9 | 58313009000 | RUBBER BOOT DUKE | 1 |
| 12 | 58313012000 | COVER BREMBO DUKE '94 | 1 |
| 15 | 54413015000 | LEVER SCREW CPL. | 1 |
| 21 | 58411050000 | BRAKE LIGHT SWITCH FRONT SM 03 | 1 |
| 33 | 0965050163 | FLAT HEAD SCREW DIN0965-M 5X16 | 2 |
| 35 | 0015060203 | HH COLLAR SCREW M 6X20 WS=8 | 2 |
| 40 | 58012040050 | CLAMP MIRROW M10X1,25 | 1 |
| 50 | 58313050100 | REPAIR KIT CPL. D=13MM | 1 |
| 60 | 00062030000 | BRAKE FLUID DOT 5.1 | 1 |

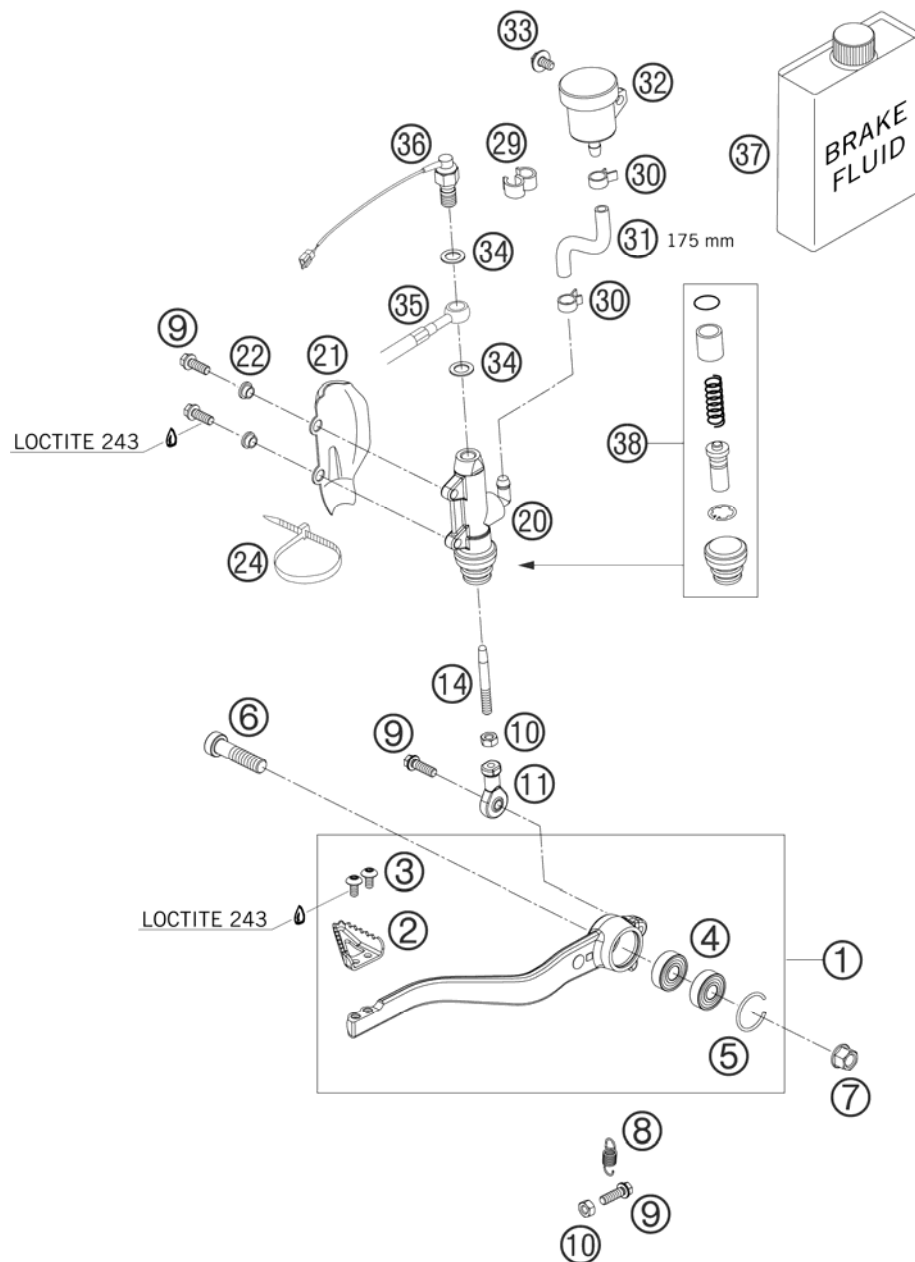
077501310 / C077501310

* NEW PART

X AS REQUIRED

REAR BRAKE CONTROL

690 SUPERMOTO ORANGE EU 2007



| FIG | PART NUMBER | DESCRIPTION | QTY |
|-----|---------------|--------------------------------|-----|
| 1 | 7501305004401 | FOOT BRAKE LEVER CPL. 07 | 1 |
| 2 | 60013051000 | STEP PLATE FOOT BRAKE LEVER 03 | 1 |
| 3 | 58605083010 | SCREW TORX M5X10 05 | 2 |
| 4 | 0625060002 | BALL BEARING SKF 6000-2RS1 | 2 |
| 5 | 0993026500 | LOCK RING DIN7993-B26 | 1 |
| 6 | 0912100406 | AH SCREW DIN6912 M10X40 10.9 | 1 |
| 7 | 54630044000 | COLLAR NUT M10 WS=13 | 1 |
| 8 | 61013052000 | SPRING FOOT BRAKE LEVER 05 | 1 |
| 9 | 59009062019 | SPECIAL SCREW M6X19 WS=8 10.9 | 4 |
| 10 | 0934060003 | HEXAGON NUT DIN0934-M 6 | 2 |
| 11 | 54603069000 | SWIVEL HEAD M6 FOOT BRAKE LEV. | 1 |
| 14 | 54603068000 | PRESSURE ROD ALU 250 '90 | 1 |
| 20 | 54513101044 | MAIN BRAKE CYLINDER '89 | 1 |
| 21 | 54513038000 | BRAKE CYL. PROTECTOR "BREMBO" | 1 |
| 22 | 50213161000 | COLLAR BUSHING | 2 |
| 24 | 44011076200 | CABLE TIE 200/3,6MM BLACK | 1 |
| 29 | 55011022100 | CLAMP D=6/8MM, BLACK | 1 |
| 30 | 58007017000 | YDNAC CLAMP 10101 (9MM) | 2 |
| 31 | 58007016101 | HOSE FOR RESERVOIR 6X1,5 | x |
| 32 | 54513030044 | BRAKE FLUID RESERVOIR '89 | 1 |
| 33 | 0014060103 | HH COLLAR SCREW M 6X10 WS=8 | 1 |
| 34 | 42013226000 | CU-SEAL RING DIN7603-10X16X1 | 2 |
| 35 | 75013072000 | BRAKE HOSE REAR 2007 | 1 |
| 36 | 50311051100 | BRAKE LIGHT SWITCH REAR '98 | 1 |
| 37 | 00062030000 | BRAKE FLUID DOT 5.1 | 1 |
| 38 | 54513150000 | REPAIR KIT PISTON 13MM | 1 |

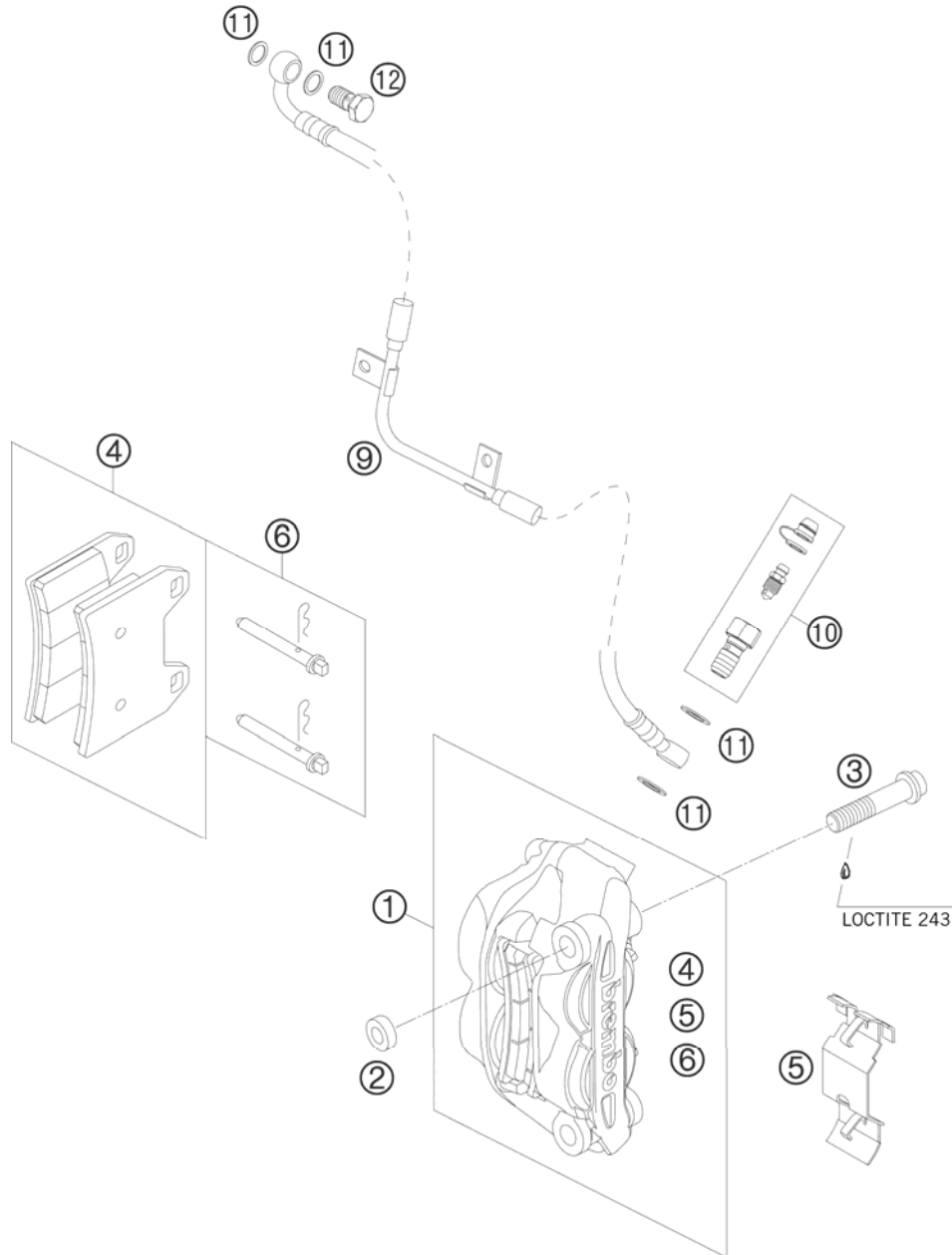
077501330 / C077501330

* NEW PART

X AS REQUIRED

BRAKE CALIPER FRONT

690 SUPERMOTO ORANGE EU 2007



| FIG | PART NUMBER | DESCRIPTION | QTY |
|-----|---------------|-------------------------------|-----|
| 1 | 75013015000 | BRAKE CALIPER FRONT 07 | 1 |
| 2 | 6111302200001 | SPACER BUSH 10,1X20X7,5 07 | 2 |
| 3 | 0035100659 | AH-COLLAR SCREW M10X1,25X65 | 2 |
| 4 | 75013030000 | BRAKE PAD FR. HAWK 7342-49 HH | 1 |
| 5 | 58713018000 | RETAINING SPRING BREMBO '99 | 1 |
| 6 | 58713017000 | BOLT WHITH CLIP '99 | 1 |
| 9 | 75013012000 | BRAKE HOSE FRONT CPL. 07 | 1 |
| 10 | 62513020000 | BLEEDER SCREW CPL. 05 | 1 |
| 11 | 42013226000 | CU-SEAL RING DIN7603-10X16X1 | 4 |
| 12 | 54813020100 | HOLLOW SCREW BLACK M10X1X19 | 1 |

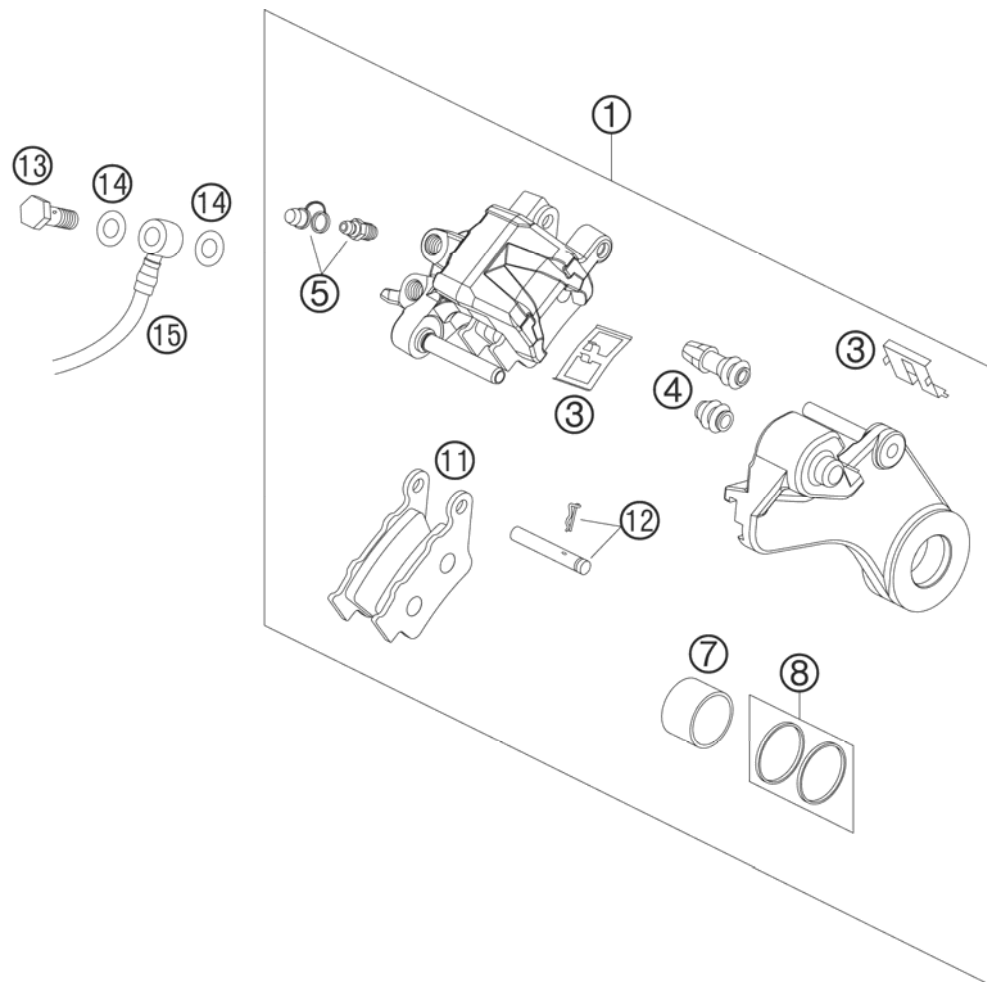
077501360 / C077501360

* NEW PART

X AS REQUIRED

BRAKE CALIPER REAR

690 SUPERMOTO ORANGE EU 2007



| FIG | PART NUMBER | DESCRIPTION | QTY |
|-----|-------------|-------------------------------|-----|
| 1 | 7501308000 | BRAKE CALIPER REAR 07 | 1 |
| 3 | 54613311200 | RETAINING SPRING SET | 1 |
| 4 | 54613218000 | CUP SET SHORT | 1 |
| 5 | 61013020200 | BLEEDER SCREW WITH CAP | 1 |
| 7 | 50313083000 | BRAKE PISTON 32MM | 1 |
| 8 | 50313081000 | REPAIR KIT SEALING RINGS 32MM | 1 |
| 11 | 54613309500 | BRAKE PAD SET REAR TT2161FF | 1 |
| 12 | 61013082000 | BOLT SET 05 | 1 |
| 13 | 54813020100 | HOLLOW SCREW BLACK M10X1X19 | 1 |
| 14 | 42013226000 | CU-SEAL RING DIN7603-10X16X1 | 2 |
| 15 | 75013072000 | BRAKE HOSE REAR 2007 | 1 |

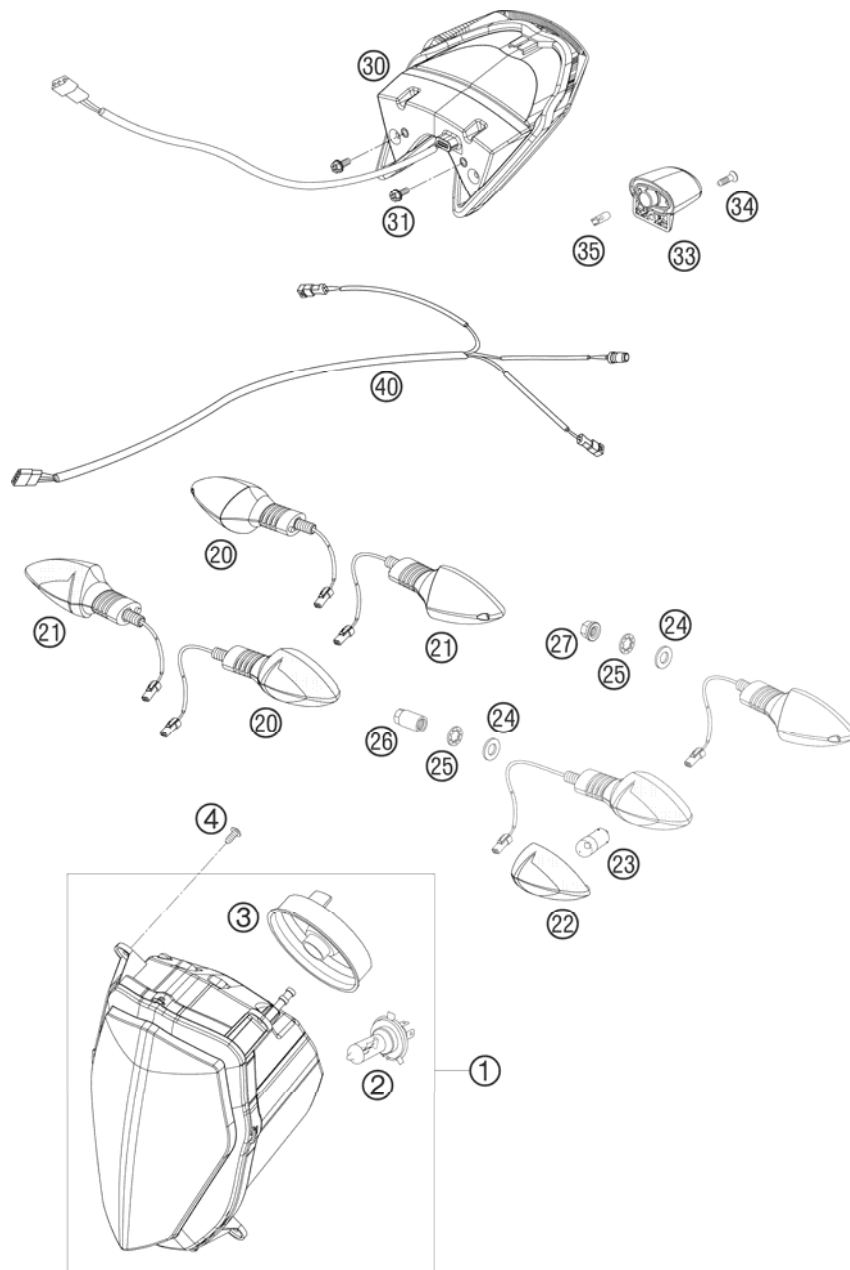
05610133 / C077501390

* NEW PART

X AS REQUIRED

LIGHTING SYSTEM

690 SUPERMOTO ORANGE EU 2007



| FIG | PART NUMBER | DESCRIPTION | QTY |
|-----|-------------|--------------------------------|-----|
| 1 | 75014001000 | HEAD LIGHT LC4 07 | 1 |
| 2 | 57111038000 | BULB H4 12V 60/55W (P43T) | 1 |
| 3 | 75014001050 | RUBBER CAP FOR HEAD LIGHT 07 | 1 |
| 4 | 0016050121 | SCREW FOR PLASTIC 50X12 | 4 |
| 20 | 60114025000 | FLASHER CPL.FRONT L/S REAR R/S | 2 |
| 21 | 60114026000 | FLASHER CPL.FRONT R/S REAR L/S | 2 |
| 22 | 60114028000 | FLASHER LENS L/S R/S TRANSP.06 | 4 |
| 23 | 60114027000 | BULB 12V ORANGE (RY10W) | 4 |
| 24 | 0433100003 | WASHER 18x10,5x1,6 | 4 |
| 25 | 0797100003 | LOCK WASHER DIN6797-J10,5 ZI | 4 |
| 26 | 75014030000 | FLASHER NUT M10X1,25 WS12 | 2 |
| 27 | 58414030000 | HH COLLAR NUT M10X1,25 WS=13 | 2 |
| 30 | 75014040000 | REAR LIGHT LED 07 | 1 |
| 31 | 0015050123 | HH COLLAR SCREW M 5X12 WS=8 | 2 |
| 33 | 75014047000 | LICENSE PLATE ILLUMINATION 07 | 1 |
| 34 | 0017050181 | SCREW FOR PLASTIC D=5X18 | 1 |
| 35 | 49011435100 | BULB 12V 5W (W2,1X9,5D) PHIL. | 1 |
| 40 | 75011076000 | WIRING HARNESS REAR 07 | 1 |

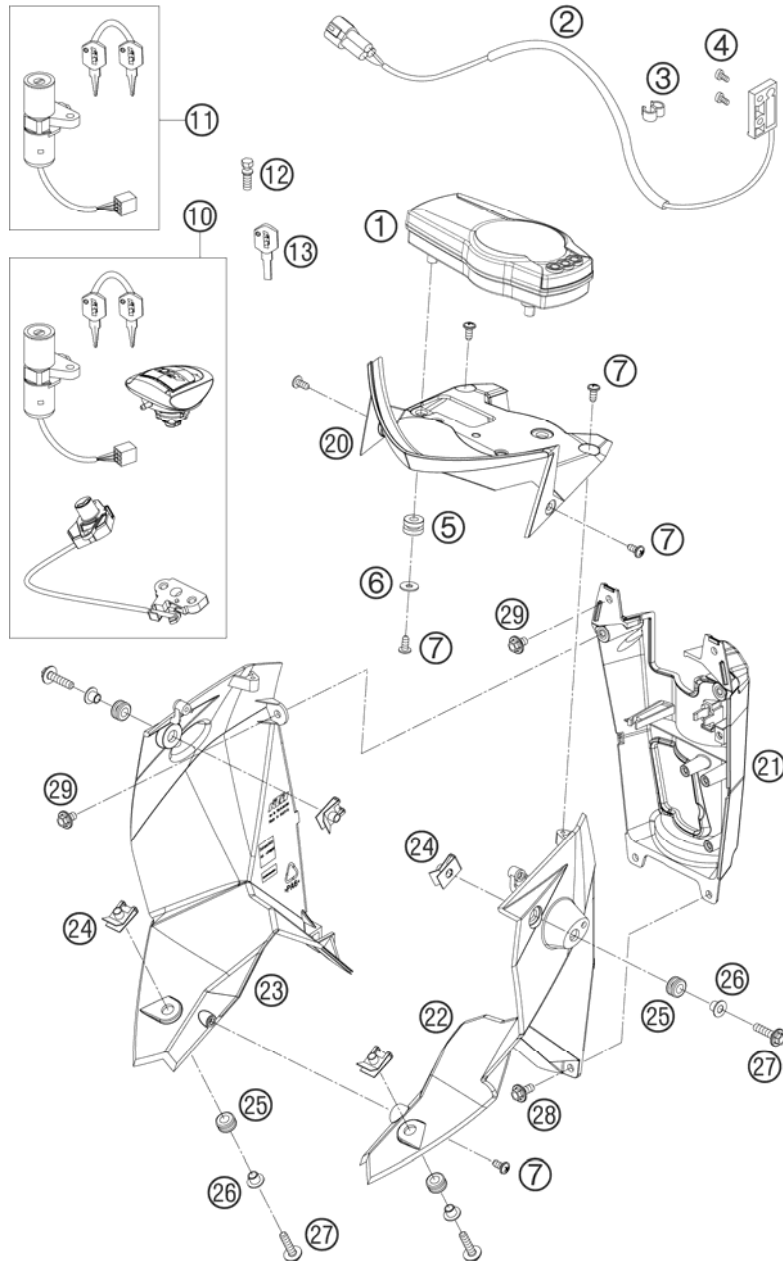
077501410 / C077501410

* NEW PART

X AS REQUIRED

INSTRUMENTS, LOCK SYSTEM

690 SUPERMOTO ORANGE EU 2007

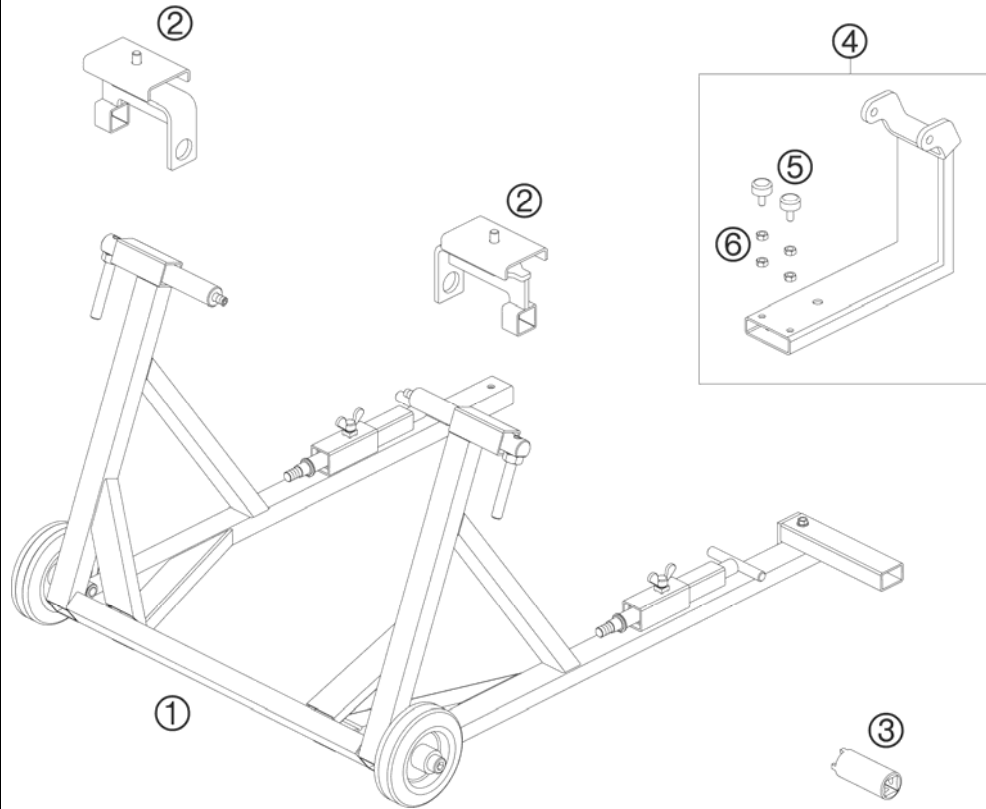


| FIG | PART NUMBER | DESCRIPTION | QTY |
|-----|-------------|---------------------------------------------|-----|
| 1 | 75014069000 | SPEEDOMETER 07 REPROGRAMMABLE KM/H - MPH | 1 |
| 2 | 62514068100 | SPEEDOMETER SENSOR 06 | 1 |
| 3 | 60111094000 | CLAMP 5/7 MM 06 | 2 |
| 4 | 0084040083 | CYL.HEAD SCREW DIN0084-M 4X8 A | 2 |
| 5 | 58214069051 | RUBBER GROMMET 16X10,8X3 02 | 2 |
| 6 | 0021050003 | WASHER DIN9021-A 5,3 | 2 |
| 7 | 0016050121 | SCREW FOR PLASTIC 50X12 | 8 |
| 10 | 75011066044 | LOCK SYSTEM 07 | 1 |
| 11 | 58411066100 | IGNITION LOCK 99 | 1 |
| 12 | 60011064000 | TAMPERPROOF SCREW F. IGN. LOCK | 1 |
| 13 | 40011166100 | KEY BLANK LC4/DUKE/LC8 | 1 |
| 20 | 75014060000 | SPEEDOMETER BRACKET 07 | 1 |
| 21 | 75014064000 | COVER 07 | 1 |
| 22 | 75014062000 | MASK BRACKET L/S 07 | 1 |
| 23 | 75014063000 | MASK BRACKET R/S 07 | 1 |
| 24 | 54603048100 | RANGE CHANGE METAL NUT M6 | 4 |
| 25 | 31008060000 | RUBBER SLEEVE D=8MM OPEN | 4 |
| 26 | 75014010050 | COLLAR BUSHING 6,1X8,1X14X8 07 | 4 |
| 27 | 0014060203 | HH COLLAR SCREW M 6X20 WS=8 | 4 |
| 28 | 0014060153 | HH COLLAR SCREW M 6X15 WS=8 | 2 |
| 29 | 0014060103 | HH COLLAR SCREW M 6X10 WS=8 | 4 |

077501430 / C077501430

* NEW PART

X AS REQUIRED



| FIG | PART NUMBER | DESCRIPTION | QTY |
|-----|-------------|--------------------------------|-----|
| 1 | 62529055000 | VEHICLE STAND 05 | 1 |
| 2 | 75029036000 | BRACKET FOR ASSEMBLING RACK | 2 |
| 3 | 75029034000 | SP. BROCKET SW.ARM BEARING ADJ | 1 |
| 4 | 75029055000 | ATTACHMENT SHUNTING JACK CPL. | 1 |
| 5 | 58303070000 | STOP RUBBER M8 | 2 |
| 6 | 0934080003 | HEXAGON NUT DIN0934-M 8 | 4 |

077501910 / C077501910

* NEW PART

X AS REQUIRED

ACCESSORIES KIT

690 SUPERMOTO ORANGE EU 2007

0
OHNE ABBILDUNG
WITHOUT ILLUSTRATION

1
TECHNISCHE DOKUMENTATION
TECHNICAL DOCUMENTATION
DOCUMENTACION TECNICA
DOCUMENTATION TECHNIQUE
NOTE TECNICHE



| FIG | PART NUMBER | DESCRIPTION | QTY |
|-----|-------------|--------------------------------|-----|
| 0 | 0014060153 | HH COLLAR SCREW M 6X15 WS=8 | 4 |
| 0 | 0021060003 | WASHER DIN9021-A 6,4 | 4 |
| 0 | 0125050003 | WASHER DIN0125-A 5,3 | 2 |
| 0 | 0966050163 | OVAL HEAD SCREW DIN0966-M 5X16 | 2 |
| 0 | 0985050003 | SELF LOCKING NUT DIN0985-M 5 | 2 |
| 0 | 0985060003 | SELF LOCK. NUT DIN0985-M 6 | 4 |
| 0 | 312305 | DOCUMENTS BAG 2006 | 1 |
| 0 | 312313 | KTM BALLPOINT ORANGE | 1 |
| 0 | 3210039 | CUSTOMER WELCOME LETTER | 1 |
| 0 | 40006006000 | WASHER 6MM | 2 |
| 0 | 58412040050 | SUPPORT FOR MIRROR LC4 '98 | 2 |
| 0 | 58412080000 | REFLECTOR RED LC4 '98 | 1 |
| 0 | 58412080050 | BRACKET FOR REFLECTOR | 1 |
| 0 | 60003040033 | FOOTREST L/S+R/S CPL. 03 | 1 |
| 0 | 60012081200 | LICENCE FITTING 06 | 1 |
| 0 | 61112040000 | REVIEW MIRROR L/S 07 | 1 |
| 0 | 61112041000 | REVIEW MIRROR R/S 07 | 1 |
| 1 | 3211147 | OWNERS MANUAL 690 LC4 SM 07 | 1 |
| 29 | 75029099000 | TOOL SET 07 | 1 |
| 30 | 53012028100 | COMBINATION PLIERS UNIOR BLUE | 1 |
| 31 | 50329080000 | WRENCH WS=17/21/27/32 | 1 |
| 32 | 50329070000 | T-WRENCH WS=6/8/10 '97 | 1 |
| 33 | 53012024100 | SCREW DRIVER L=105MM | 1 |
| 34 | 50329071000 | WRENCH WS=13/17 | 1 |
| 35 | 51012023100 | WRENCH WS=10/13 | 1 |
| 36 | 75029072000 | SPARK PLUG WRENCH | 1 |

077502001 / C077502001

* NEW PART

X AS REQUIRED





KTM-Sportmotorcycle AG
A-5230 Mattighofen
www.ktm.at

KTM Group Partner



3CF9726G0EN



Art.Nr.: 3CF9726G0EN 2/2007